



# TEXAS CRUSH REPORT AND VINEYARD PRODUCTION SURVEY



**CROP YEAR | 2021**

TEXAS A&M  
**AGRILIFE**  
EXTENSION

Department of Horticultural Sciences

Publication date: October 1, 2022

# VINEYARD & WINERY SURVEY

The 2021 Crush Report and Vineyard Production Survey was conducted by the Texas A&M AgriLife Extension Service in conjunction with the Cross Timbers Grape and Wine Association, Gulf Coast Wine Growers Association, North Texas Wine Country, Texas Artisan Vineyards Cooperative, Texas Hill Country Wineries, Texas Wine and Grape Growers Association, and Texas Wine Growers. The information presented in this report is based on responses of Texas grape and wine producers to an online survey from June 15 to September 15, 2022, and data collected by the Texas A&M AgriLife Extension Service Viticulture & Enology Program. A total of 370 survey responses were received including 163 vineyard only respondents, 23 winery only respondents, and 125 vineyard and winery respondents.



The online survey for the 2021 crop year will remain open to participants through January 2023 to increase participation and attain more accurate representation of grape and wine production in Texas. An updated Crush Report and Vineyard Production Survey for the 2021 crop year will be published in spring 2023.

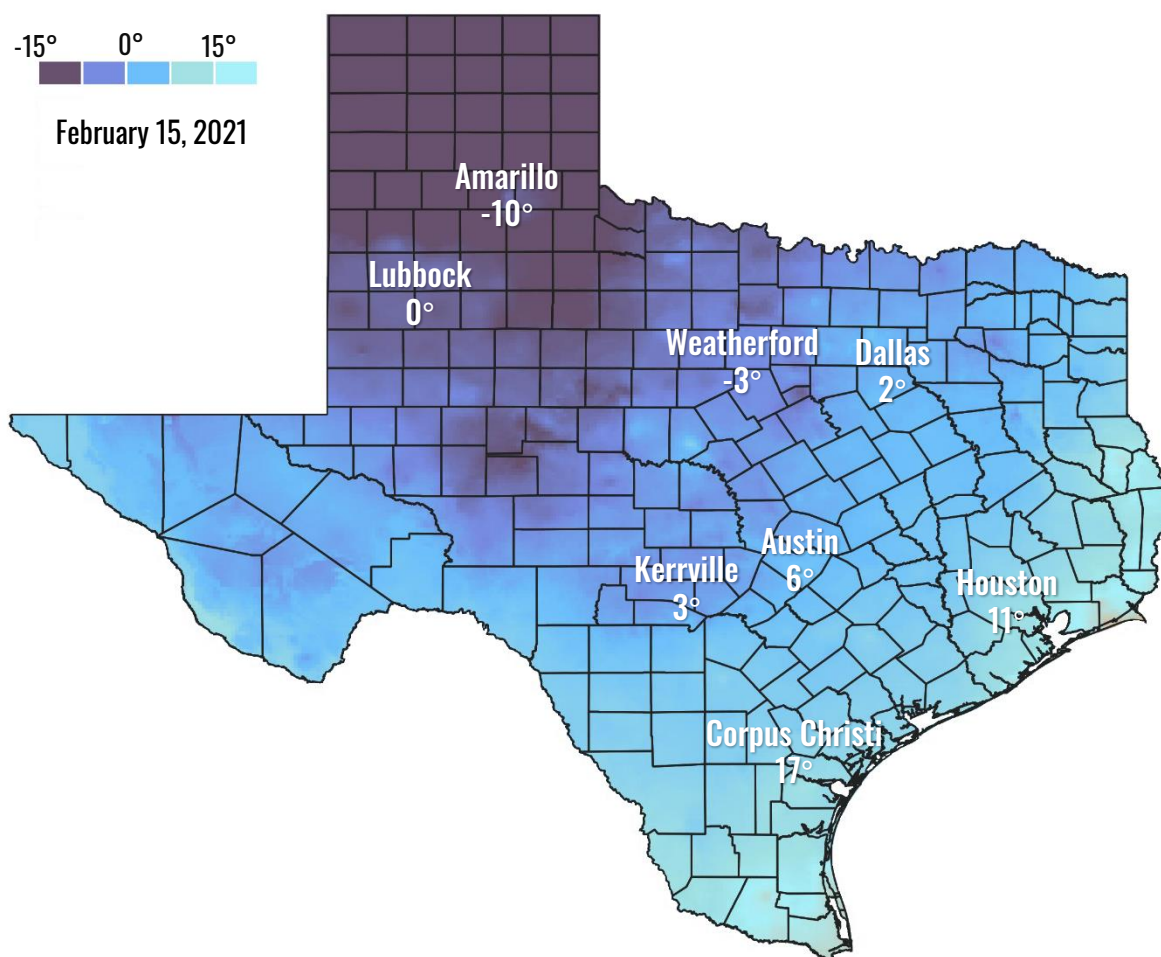
**Participate in 2021 crop year survey [here](#).**





# 2021 GROWING SEASON

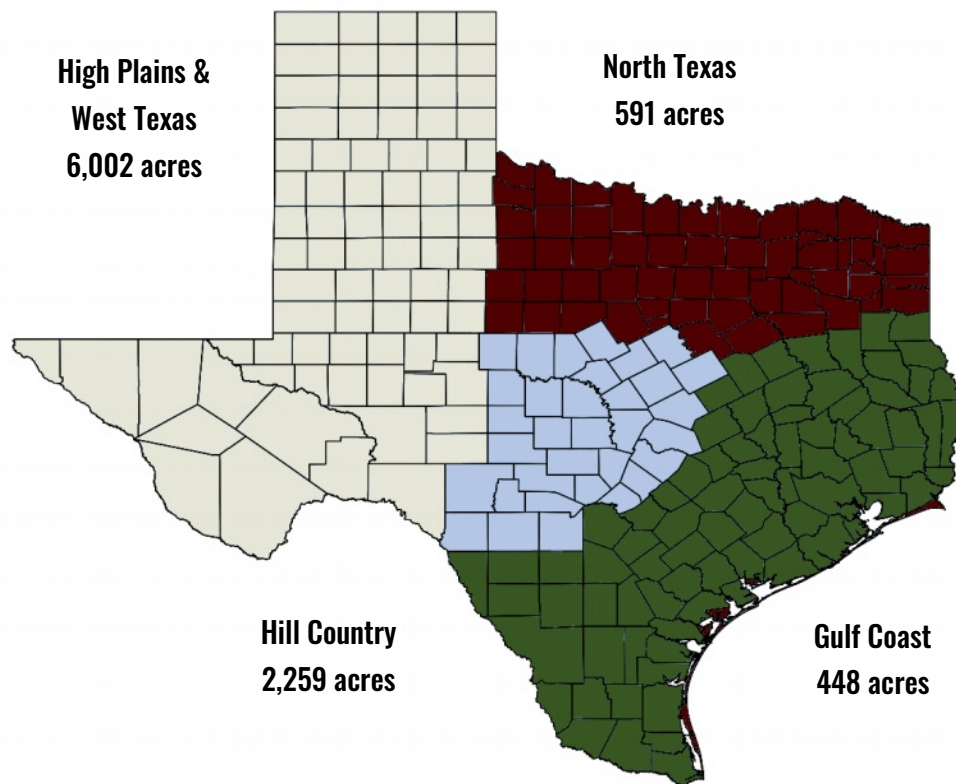
The 2021 growing season was marked by a record-breaking winter storm event in mid-February. Winter Storm Uri delivered freezing temperatures statewide including subzero temperatures in central and west Texas and single digits and teens along the Gulf Coast. Many vineyards suffered cold damage resulting in reduced yields. The Texas A&M AgriLife Extension Service conducted an online survey in late spring 2021 to assess the extent of winter injury incurred. Based on 120 survey responses and approximately 270 vineyard site visits, it was reported that approximately 80% of the Blanc Du Bois in the Gulf Coast and North Texas received injury ranging from primary bud loss to cordon and trunk damage. In North Texas, Tempranillo was more severely injured than other commonly grown vinifera varieties. In the Texas High Plains, most of the damage reported was to primary buds, but damage varied widely by site and by variety. In the Texas Hill Country, winter injury was very site specific. Some vineyards were largely unaffected by the freeze while others received significant damage. Fortunately, the remainder of the growing season was less eventful with near average temperatures. Overall, fruit quality for 2021 was noted as very high.



Temperature data from: NOAA

# SUMMARY OF GRAPE PRODUCTION

The online vineyard production survey received 181 responses representing 1,104 acres across the state. These data were combined with data collected by the Texas A&M AgriLife Extension Service Viticulture & Enology program to determine total grape acreage for Texas in 2021. In total, there were 9,300 acres of vineyard across the state including 6,002 acres in the Texas High Plains and West Texas followed by 2,259 acres in the Texas Hill Country, 591 in North Texas, and 448 acres in the Gulf Coast. Commercial vineyards are located in over half of the counties in Texas with over 70 different grape varieties in production.



REGION	TOTAL ACREAGE*
High Plains and West Texas	6,002
Hill Country	2,259
North Texas	591
Gulf Coast	448
<b>Statewide</b>	<b>9,300</b>

\*Total acreage represents online survey data combined with data collected by the Texas A&M AgriLife Extension Service Viticulture & Enology Program.

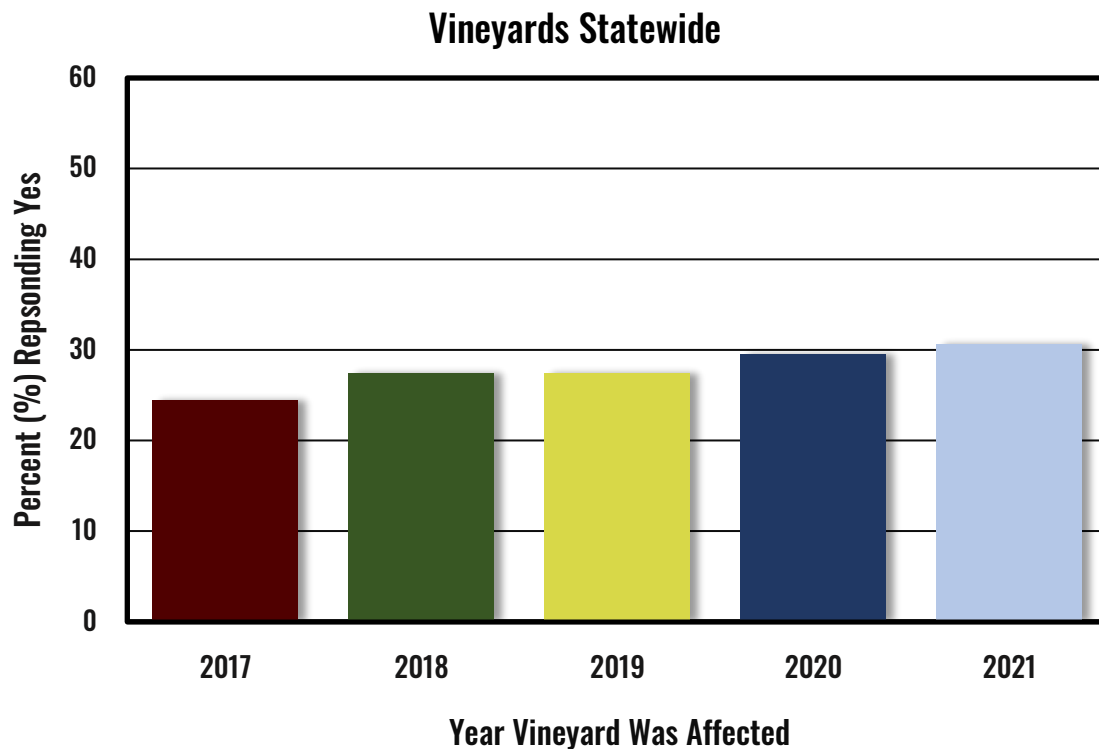
# VINEYARD PRODUCTION SURVEY RESULTS

The data collected from the online vineyard production survey represents approximately 12% of total acreage for the state. Price and yield data are only reported when three or more responses were received. Grape varieties representing < 0.5 acres are not reported. Greater participation in future surveys will enable more accurate representation of grape production in Texas.

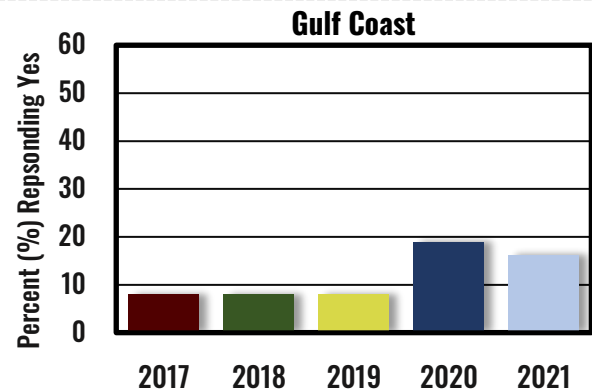
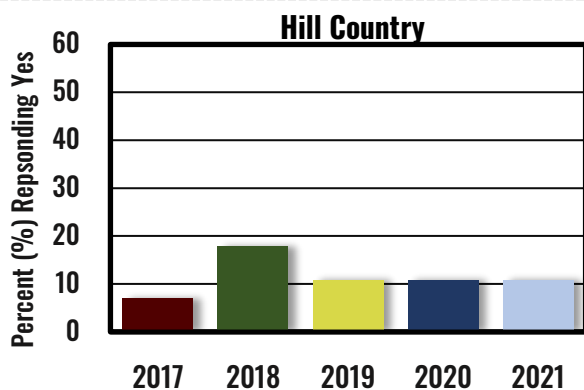
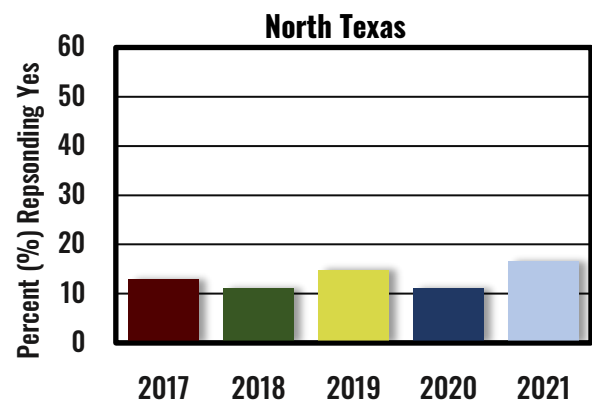
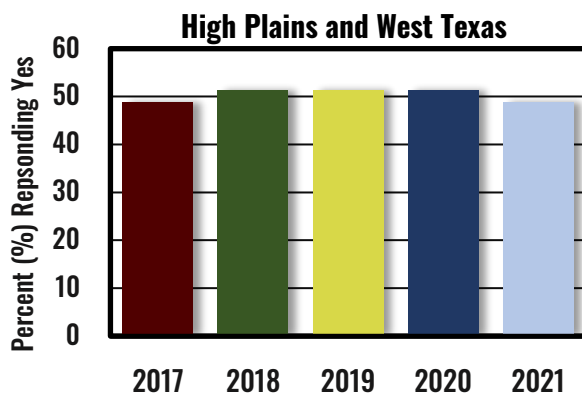
VARIETY	ACRES	AVG. YIELD (TONS/ACRE)	AVG. PRICE/TON	MEDIAN PRICE/TON
Aglianico	32.5	2.1	\$2,350	\$2,300
Albarino	18	1.8	\$2,100	\$1,900
Alicante Bouschet	2	-	-	-
Ambulo Blanc	1	-	-	-
Barbera	5.5	-	-	-
Blanc Du Bois	113	1.5	\$1,387	\$1,400
Blanc Du Soleil	0.5	-	-	-
Black Spanish	85	1.4	\$1,413	\$1,420
Cabernet Franc	12	1.6	\$2,375	\$2,250
Cabernet Sauvignon	138	1.7	\$2,083	\$2,000
Camminare Noir	6	-	-	-
Carmenere	2	-	-	-
Champanel	2	-	-	-
Chardonnay	1	-	-	-
Carignan	2.5	-	-	-
Chenin Blanc	4.5	-	-	-
Cinsault	8	-	-	-
Clairette Blanche	2	-	-	-
Convent	1	-	-	-
Crimson Cabernet	1	-	-	-
Dolcetto	3.1	-	-	-
Errante Noir	4	-	-	-
Graciano	5.5	-	-	-
Grenache	35	2.2	\$3,110	\$3,000
Herbemont	0.5	-	-	-
Lomanto	1	-	-	-
Malbec	9	-	-	-
Malvasia Bianca	1	-	-	-
Marsanne	4	-	-	-

Marselan	2	-	-	-
Mencia	2	-	-	-
Merlot	39.5	1.3	\$2,170	\$2,000
Montepulciano	25	3.1		
Mourvèdre	79	2.5	\$2,695	\$2,500
Muscat Canelli	10.5	-	-	-
Muscadine (white)	3	-	-	-
Muscadine (red)	3	-	-	-
Muscato Gialio	0.5	-	-	-
Nebbiolo	9	-	-	-
Norton/Cynthiana	2.5	-	-	-
Petit Verdot	12.7	-	-	-
Petite Sirah	41.2	-	-	-
Primitivo/Zinfandel	16	-	-	-
Picpoul Blanc	3	-	-	-
Pinot Grigio	5	-	-	-
Pinot Noir	8	2	\$2,000	\$2,000
Prieto Picudo	2	-	-	-
Riesling	24.5	2.2	-	-
Rkatsiteli	1.5	-	-	-
Roussanne	22	2.9	\$1,720	\$1,700
Sagrantino	2	-	-	-
Sangiovese	42	2.2	\$2,400	\$2,200
Sauvignon Blanc	5.5	-	-	-
Semillon	3.8	-	-	-
Sousoa	9	2.4	-	-
Syrah/Shiraz	25	1.1	\$2,156	\$2,075
Tannat	49	-	\$2,600	\$2,500
Tempranillo	87	-	\$2,485	\$2,000
Teroldego	3	-	-	-
Touriga Nacional	5	-	-	-
Trebbiano	18.5	-	\$1,750	\$1,550
Venus	2	-	-	-
Vermentino	15	1.5	-	-
Villard Blanc	1	-	-	-
Viognier	23	4.4	\$2,000	\$2,000

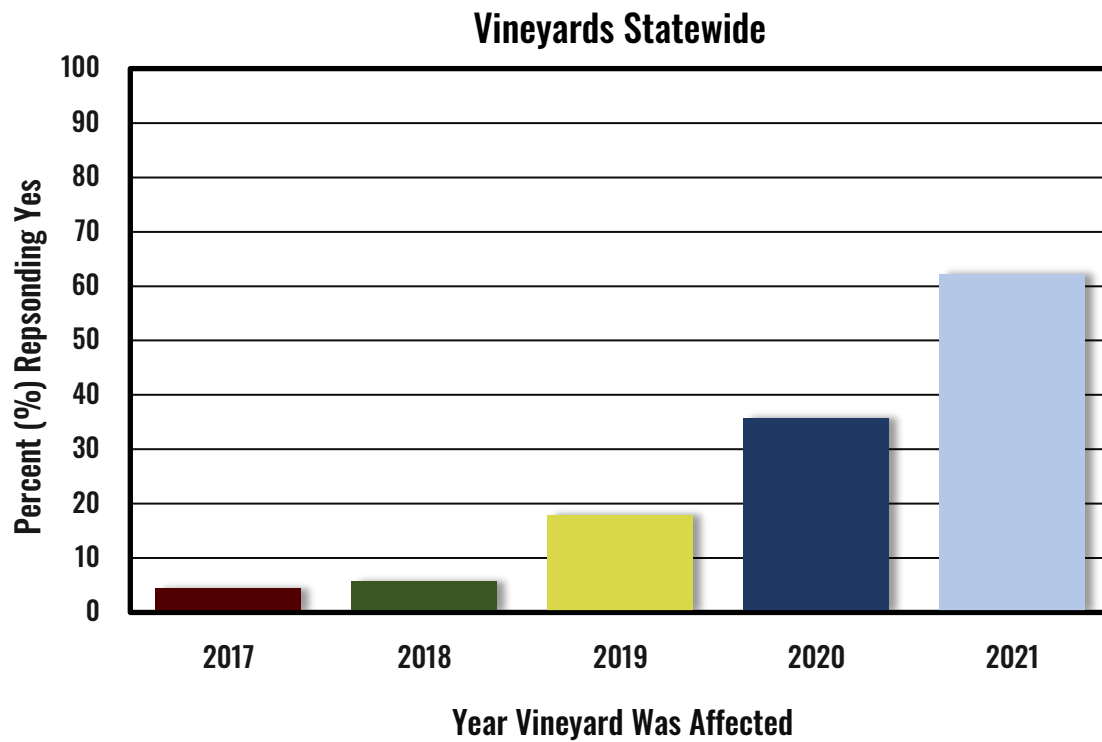
**SURVEY QUESTION:** Was your vineyard affected by herbicide drift/volatility in 2017, 2018, 2019, 2020 and 2021?



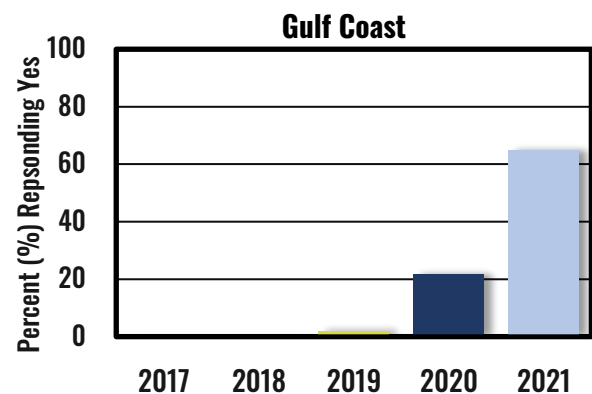
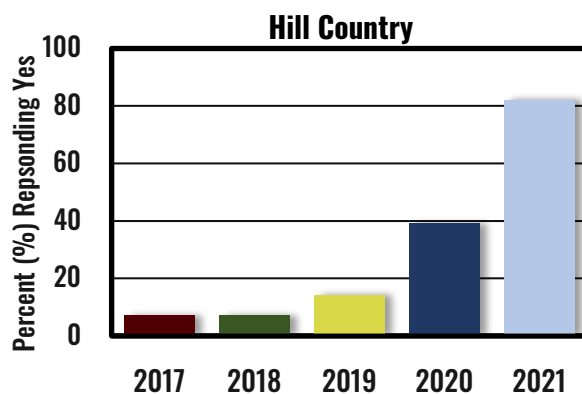
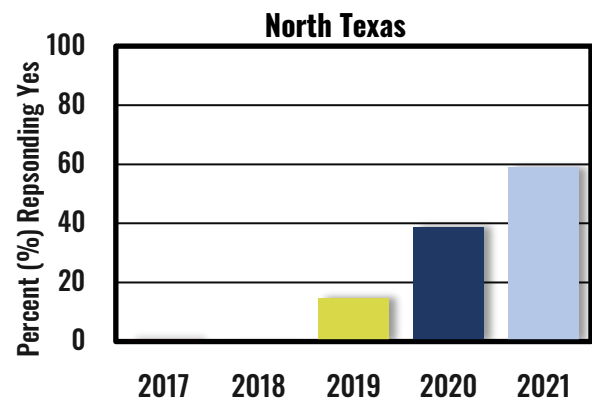
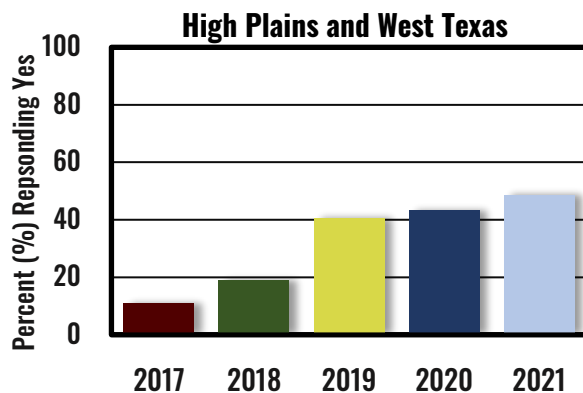
Total question responses: 158



**SURVEY QUESTION:** Was your vineyard affected by winter injury in 2017, 2018, 2019, 2020 and 2021?

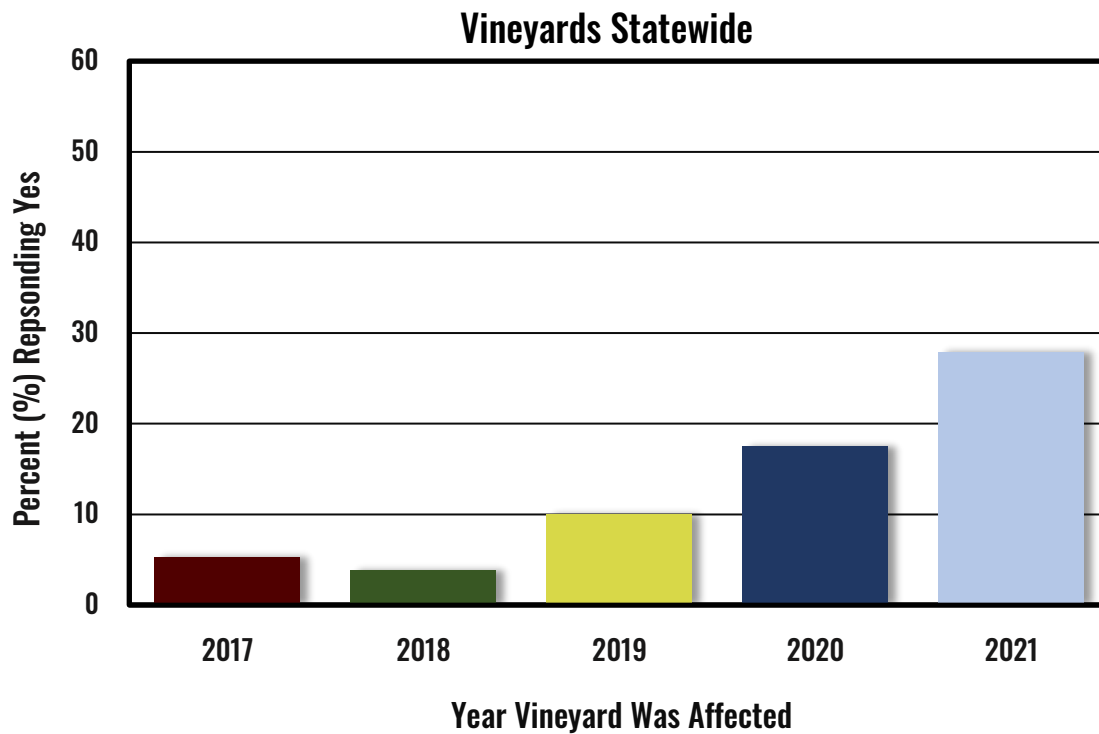


Total question responses: 158

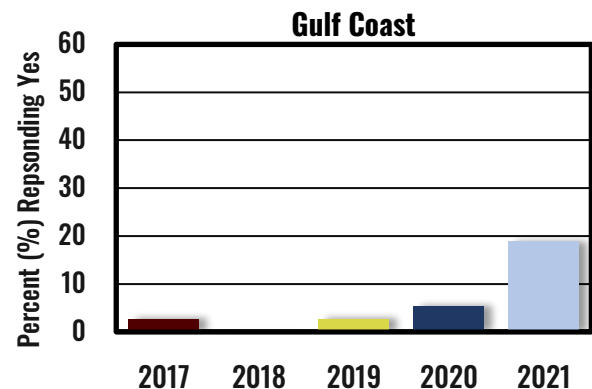
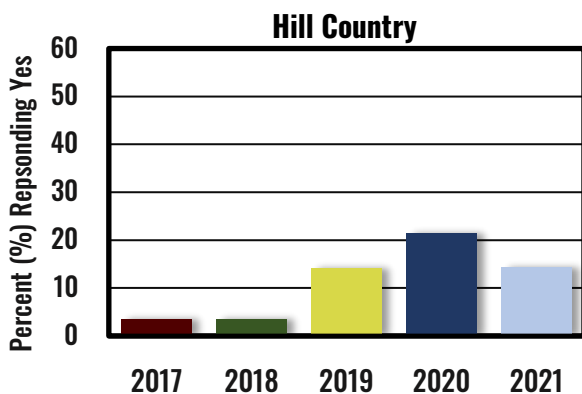
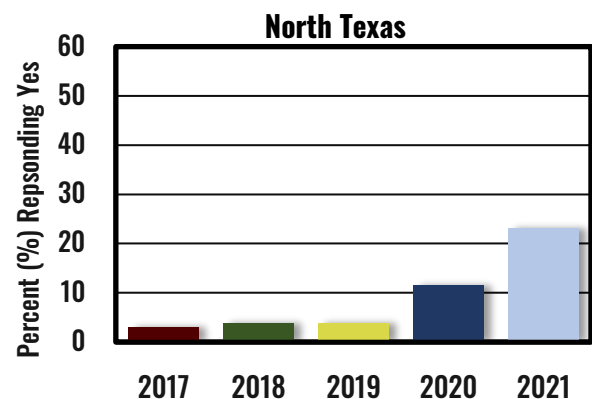
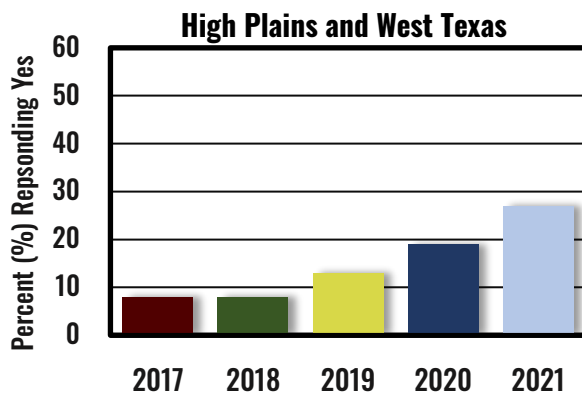




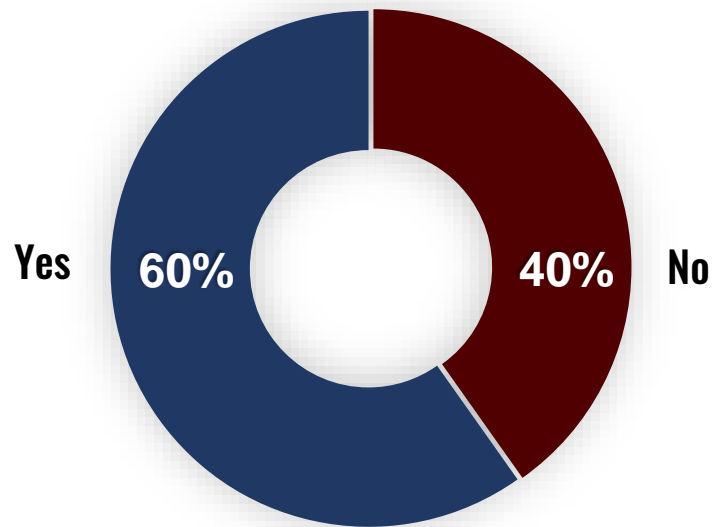
**SURVEY QUESTION:** Was your vineyard affected by late spring freeze in 2017, 2018, 2019, 2020 and 2021?



Total question responses: 156

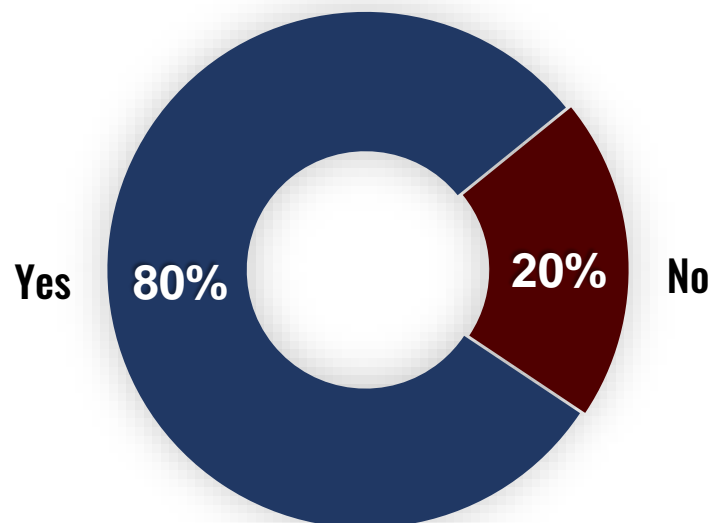


**SURVEY QUESTION:** Do you intend to expand your vineyard in the future?



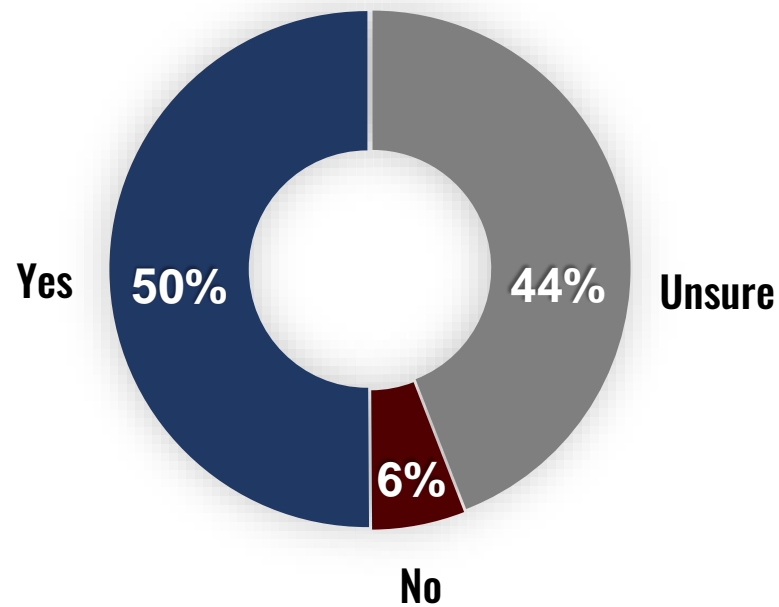
Total question responses: 156

**SURVEY QUESTION:** Are you a member of a regional or state grape/wine industry organization?



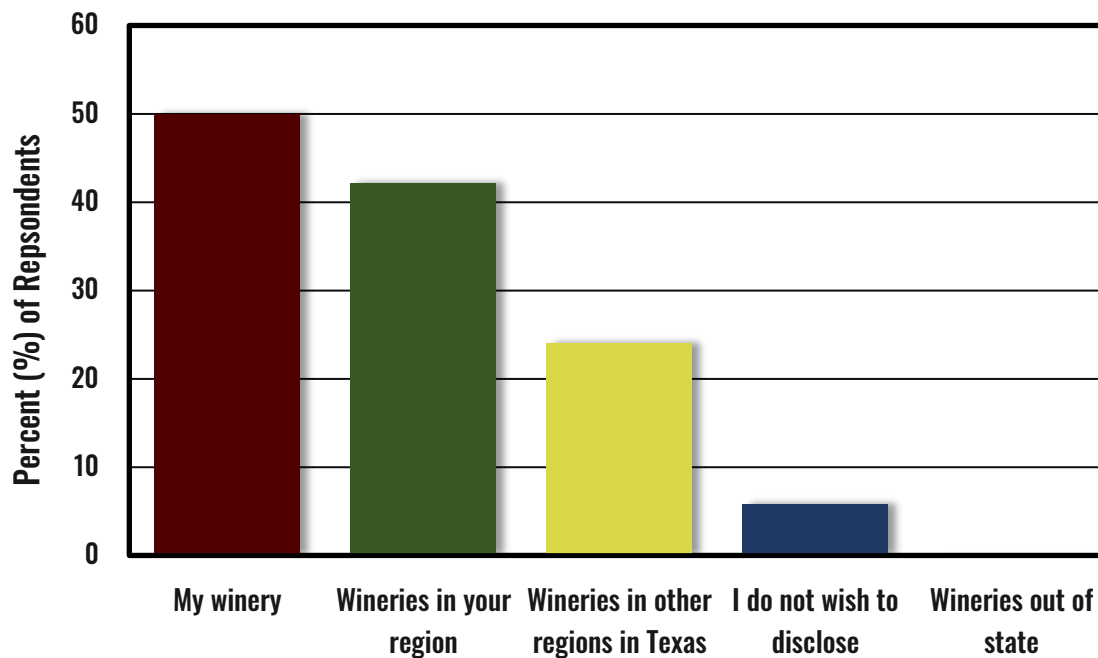
Total question responses: 154

**SURVEY QUESTION:** Would you support a checkoff program to support grape and wine research and marketing efforts?



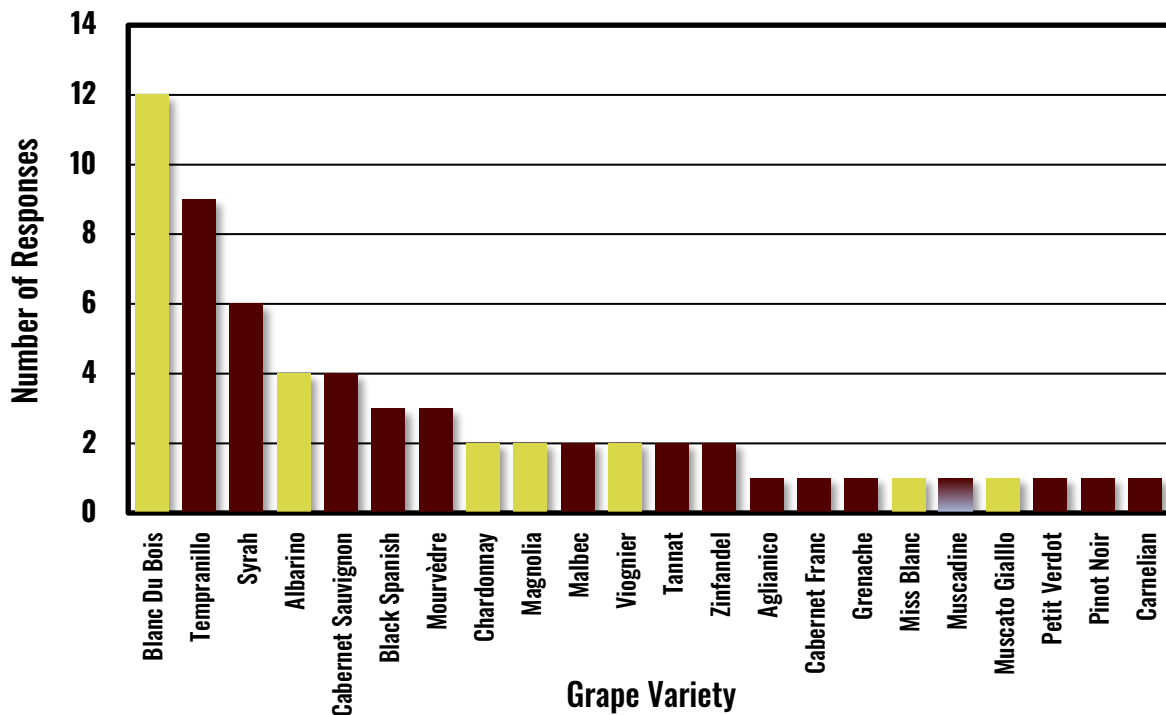
Total question responses: 154

**SURVEY QUESTION:** Where do you usually sell your grapes?

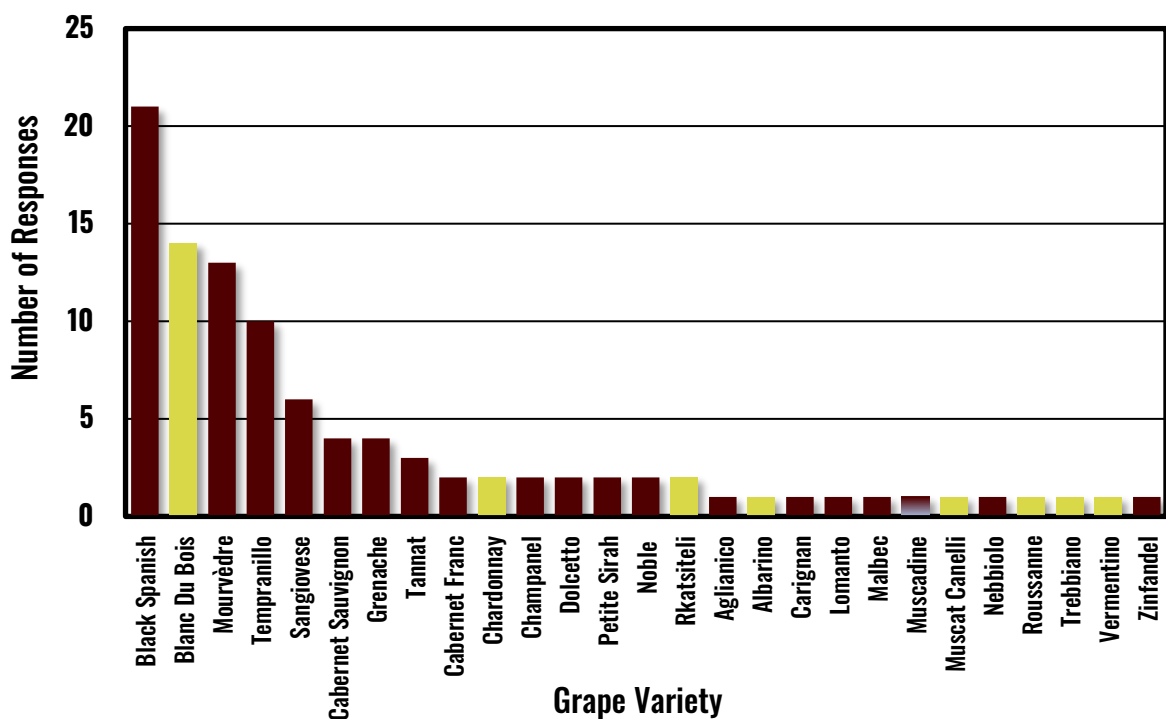


Total question responses: 154

**SURVEY QUESTION:** What are your most difficult grape varieties to grow?



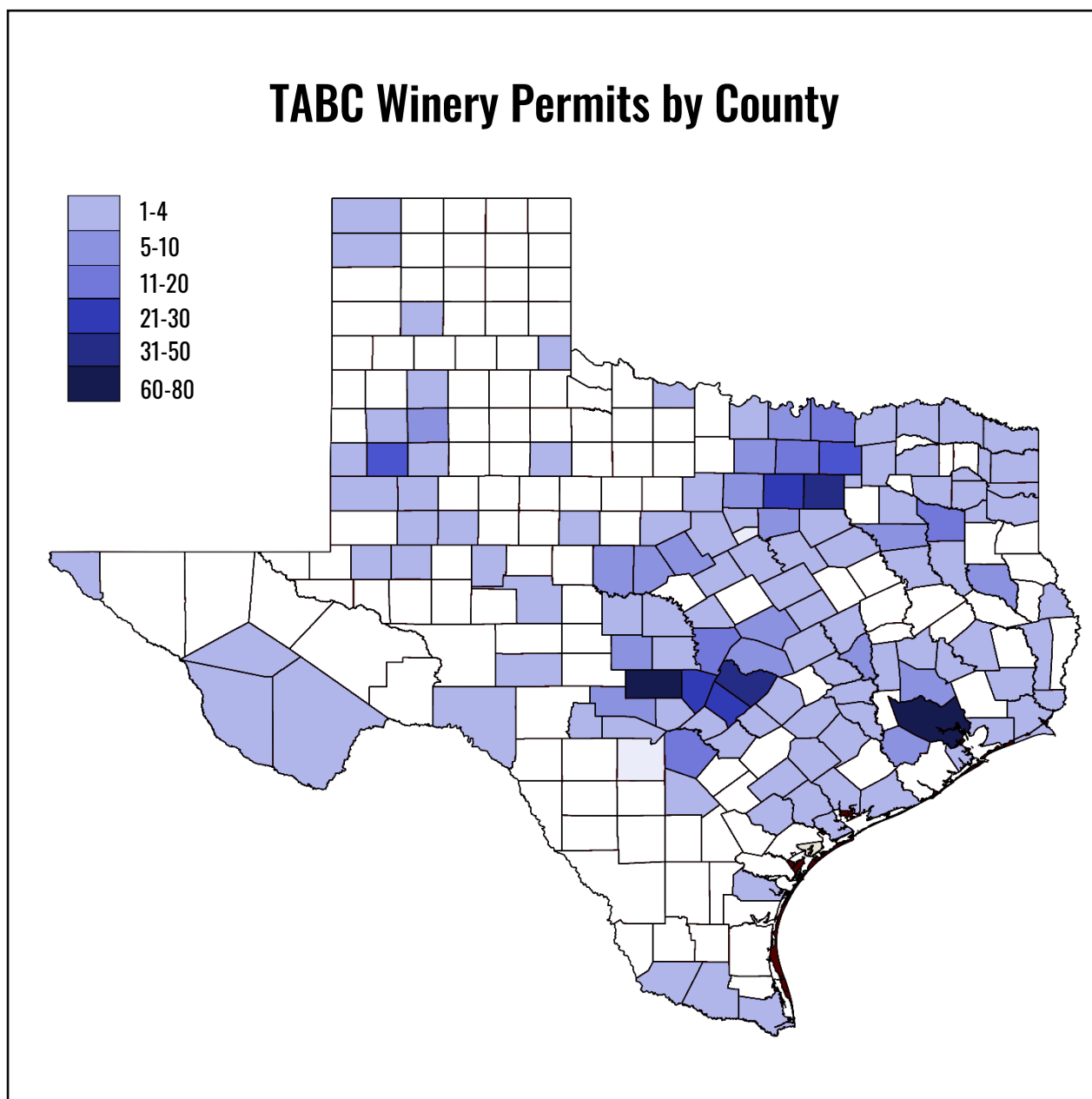
**SURVEY QUESTION:** What are your easiest grape varieties to grow?





# SUMMARY OF WINE IN TEXAS

At the time of publication, there were 777 active TABC Winery Permits in Texas located in 131 counties. Gillespie County had the highest number of active permits with 82, followed by Harris County (72), Dallas County (45), Travis County (45), and Blanco County (34). Texas is the fifth leading wine producing state in the U.S. with annual production ranging from 2 to over 4 million gallons over the past five years. The total economic impact of wine on the state of Texas is \$20.35 billion<sup>1</sup>.



<sup>1</sup>Data from [WineAmerica](https://www.wineamerica.com/).

# CRUSH REPORT SURVEY RESULTS

The data collected from the online crush report survey represents 23 winery only respondents and 125 vineyard and winery respondents. A greater number of TABC Winery Permits were represented as many wineries reported holding multiple permits.

Survey respondents reported crushing a total of 8,378 tons of grapes in 2021 and producing 854,726 gallons of wine. Respondents also bottled 209,003 gallons of red wine, 128,096 gallons of white wine, 18,247 gallons of rose wine, 56,119 gallons of sweet wine, 189,149 of dry wine, 1,406 gallons of sparkling wine, and 7,350 gallons of non-grape wine.

WINE TYPE	GALLONS BOTTLED IN 2021
Red Wine	209,003
White wine	128,096
Rosé wine	18,247
Sweet (>1% residual sugar)	56,119
Dry	181,149
Canned	0
Sparkling	1,406
Non-grape	7,350
<b>TOTAL</b>	<b>601,370</b>

# TONS CRUSHED BY VARIETY & PRICE

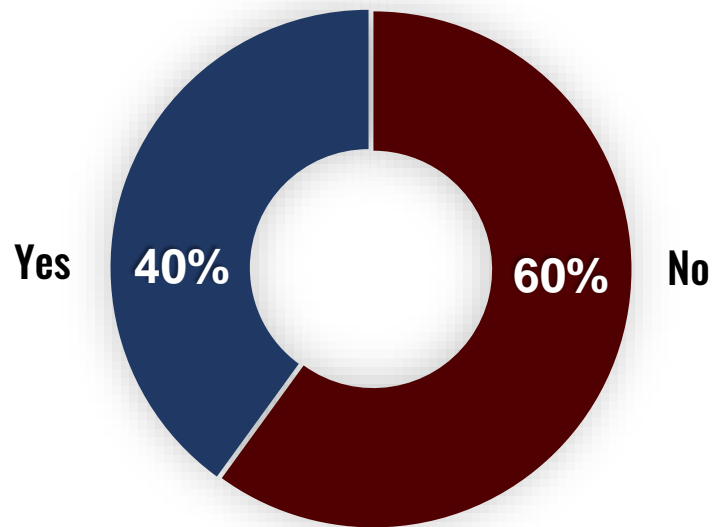
The data presented on tons of grapes crushed by variety represents 18% of the total tons of grapes crushed in 2021 reported by respondents. Price data are only reported when three or more responses were received. Greater participation in future surveys will enable more accurate representation of wine production in Texas.

VARIETY	TONS CRUSHED	AVG. PRICE/TON	MEDIAN PRICE/TON
Aglianico	20.5	-	-
Albarino	37.8	-	-
Alicante Bouschet	8	-	-
Barbera	3	-	-
Blanc Du Bois	53.3	-	-
Black Spanish	22.4	-	-
Cabernet Franc	13	-	-
Cabernet Sauvignon	158.7	\$2,070	\$1,900
Camminare Noir	0.3	-	-
Champanel	2.5	-	-
Chardonnay	0.1	-	-
Carignan	9	-	-
Chenin Blanc	21.5	-	-
Cinsault	70	-	-
Convent	2	-	-
Counoise	4	-	-
Dolcetto	14.5	-	-
Gewurztraminer	5	-	-
Grenache	49	-	-
Grüner Veltliner	3	-	-
Lomanto	1.6	-	-
Malbec	57	-	-
Malvasia Bianca	9	-	-
Marsanne	26	-	-
Merlot	58.3	-	-
Montepulciano	41.1	-	-
Mourvèdre	149	\$2,000	\$2,000
Muscat Canelli	45.5	-	-

Muscadine (white)	7.5	-	-
Muscadine (red)	10.5	-	-
Muscato Gialio	50.3	-	-
Nebbiolo	8	-	-
Negroamaro	2.5	-	-
Norton/Cynthiana	4	-	-
Orange Muscat	22	-	-
Petit Verdot	21	-	-
Petite Sirah	8.5	-	-
Primitivo/Zinfandel	12.3	-	-
Picpoul Blanc	17.8	-	-
Pinot Grigio	19	-	-
Pinot Noir	1	-	-
Pinot Meunier	10	-	-
Riesling	8	-	-
Roussanne	35	-	-
Sangiovese	60.9	\$2,220	\$2,200
Sauvignon Blanc	55.5	-	-
Semillon	12	-	-
Sousoa	1	-	-
Syrah/Shiraz	35.5	-	-
Tannat	40	\$2,266	\$2,000
Tempranillo	141.4	-	-
Teroldego	4.3	-	-
Trebbiano	13.5	-	-
Vermentino	1	-	-
Villard Blanc	2.5	-	-
Viognier	26.5	-	-
<b>TOTAL</b>	<b>1,516.6</b>	<b>-</b>	<b>-</b>

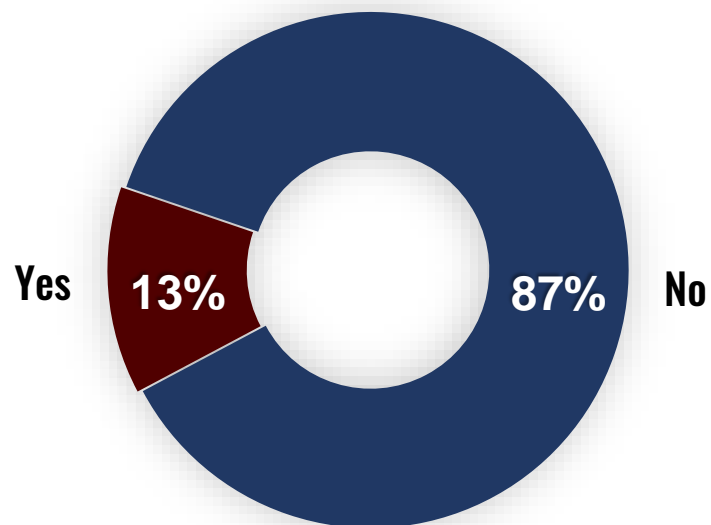


**SURVEY QUESTION:** Did you use custom crush services in 2021?



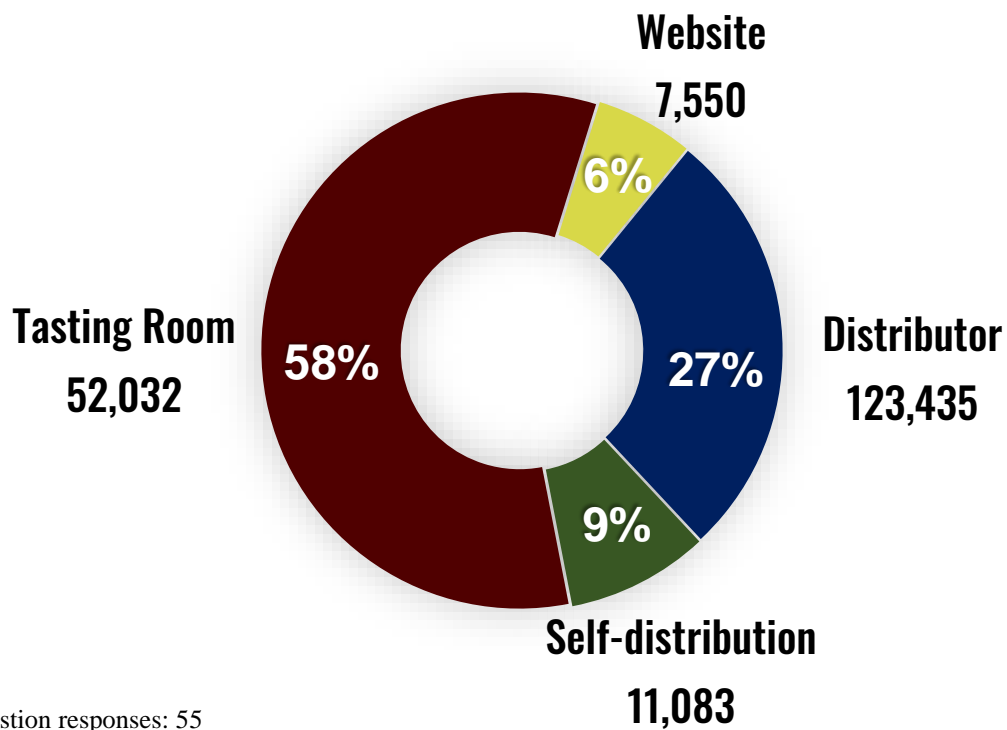
Total question responses: 77

**SURVEY QUESTION:** Did you provide custom crush services in 2021?

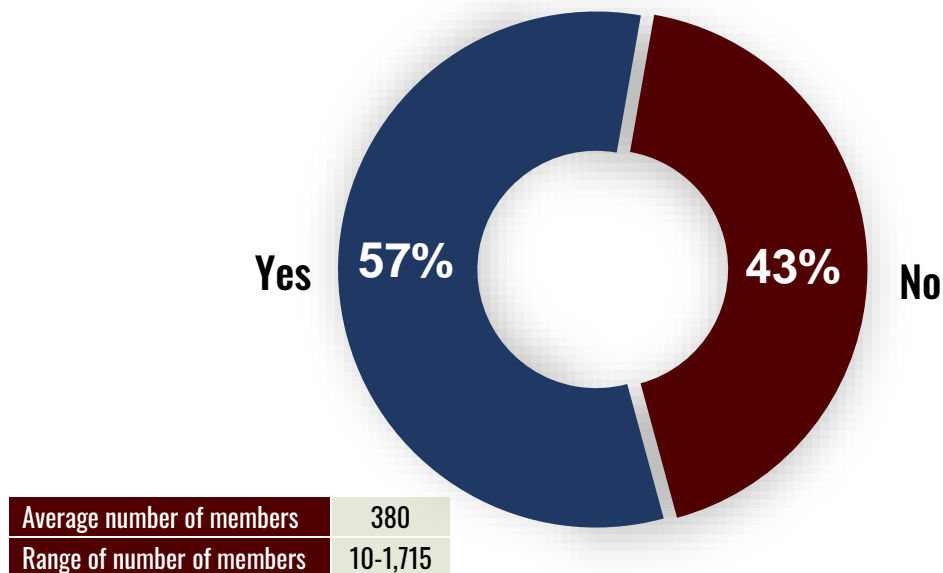


Total question responses: 77

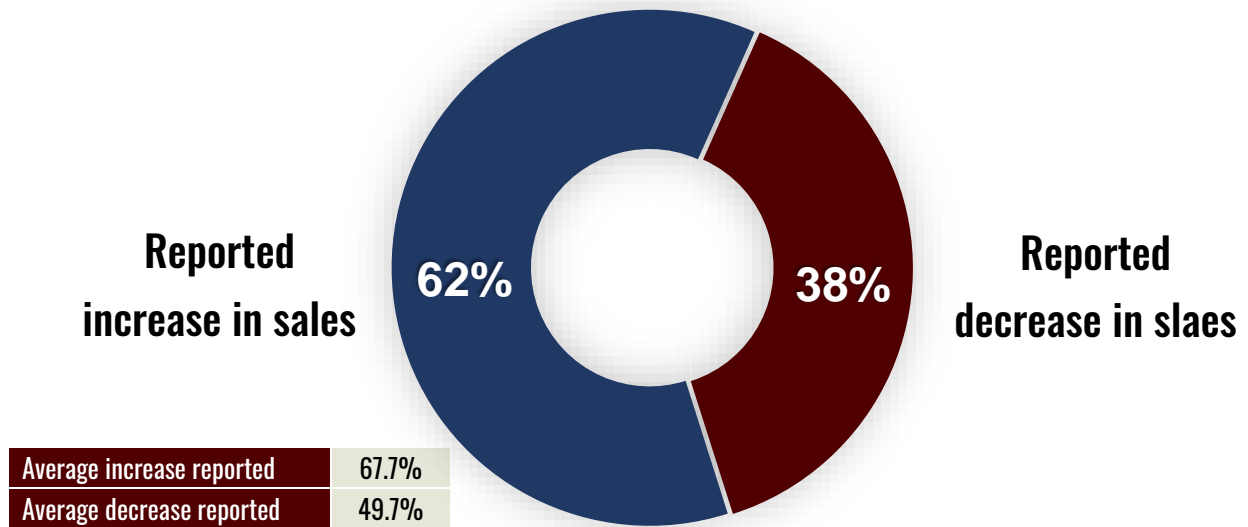
**SURVEY QUESTION:** How many cases of wine did you sell through your tasting room, website, distributor self-distribution?



**SURVEY QUESTION:** Do you have a wine club? How many members are in your wine club?

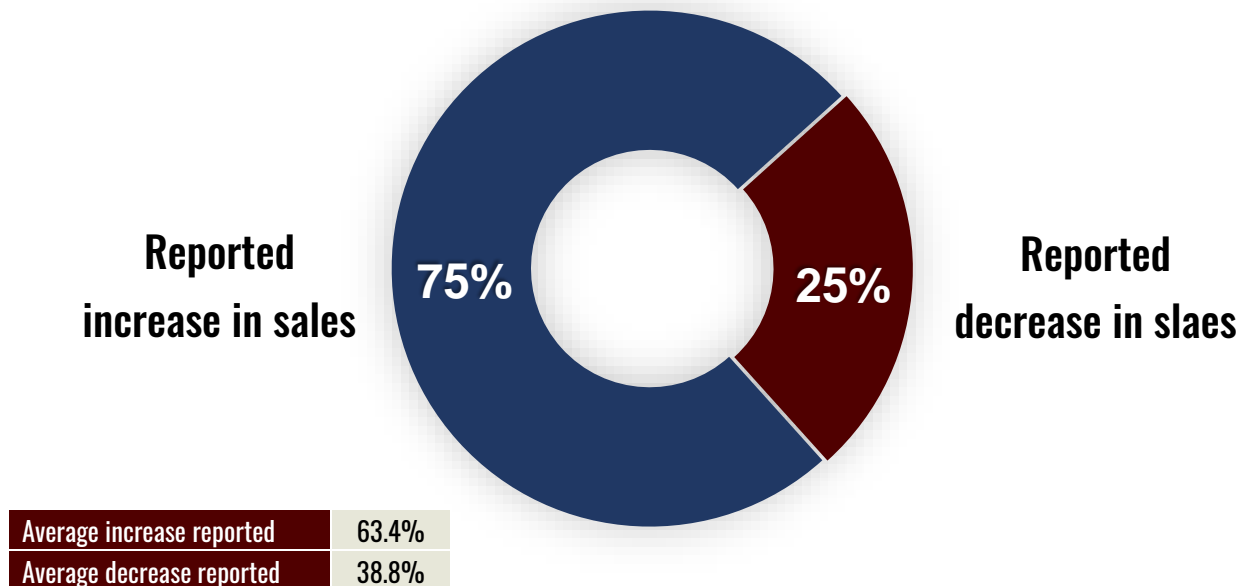


**SURVEY QUESTION:** How did your wine sales in 2020 compare to 2019?



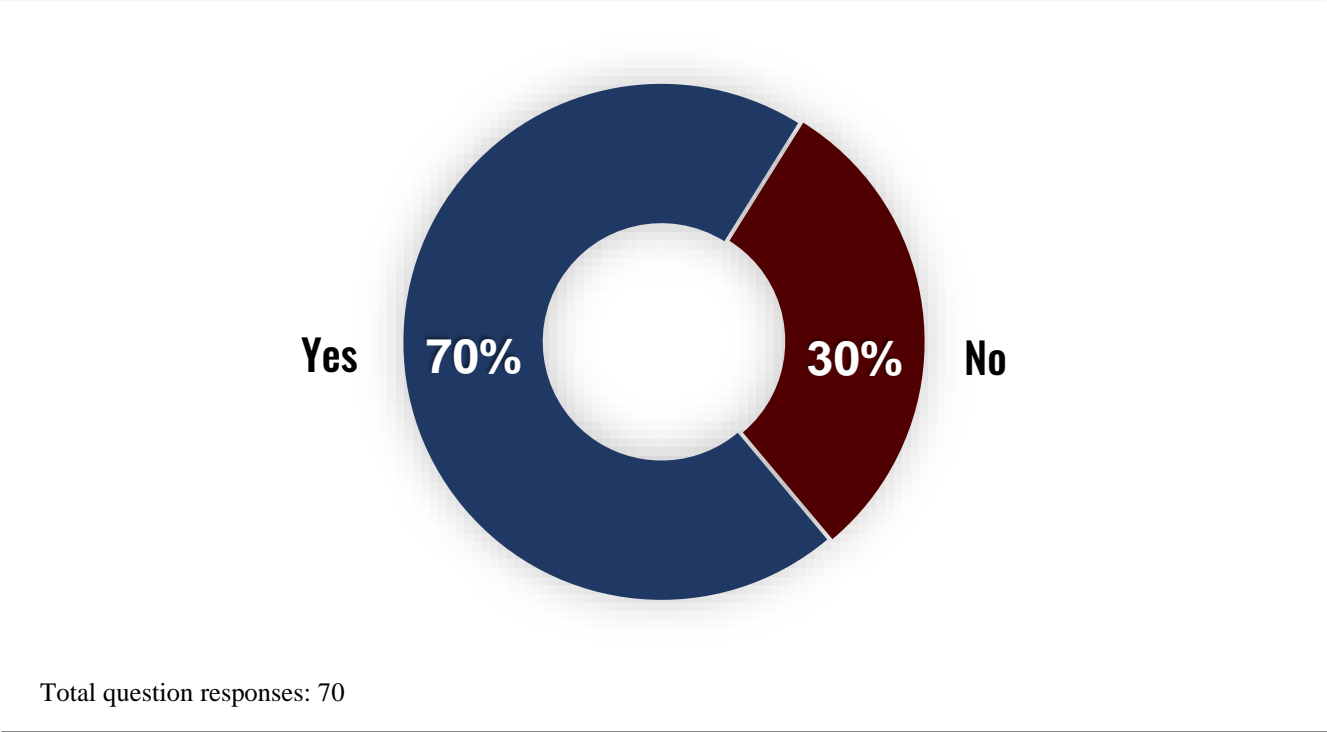
Total question responses: 39

**SURVEY QUESTION:** How did your wine sales in 2021 compare to 2019?



Total question responses: 41

**SURVEY QUESTION:** Do you need more Texas grapes?

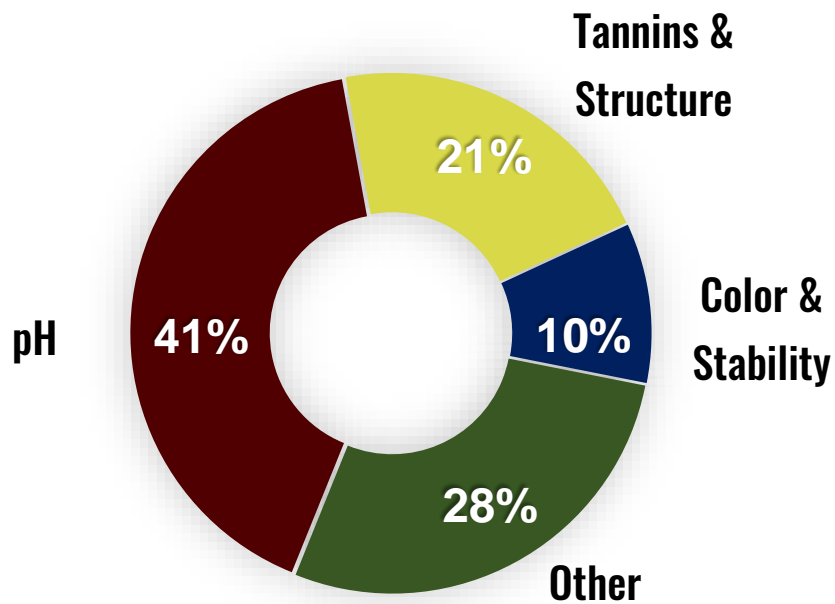


**SURVEY QUESTION:** What grape varieties do you need the most?

A word cloud of wine grape varieties. The most prominent words are Tempranillo, Cabernet, Sauvignon, and Shiraz. Other visible varieties include Grenache, Malbec, Merlot, Pinot, Riesling, and Chardonnay.



**SURVEY QUESTION:** What are your most important winemaking/wine quality problems?

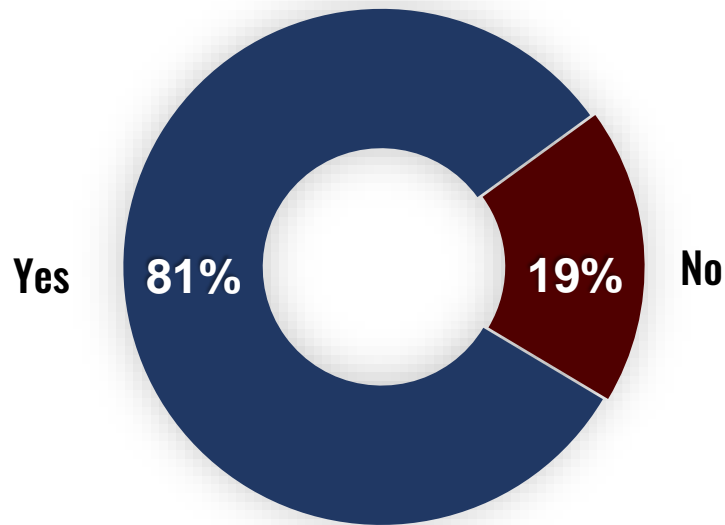


### Other Winemaking Problems Reported



Total question responses: 71

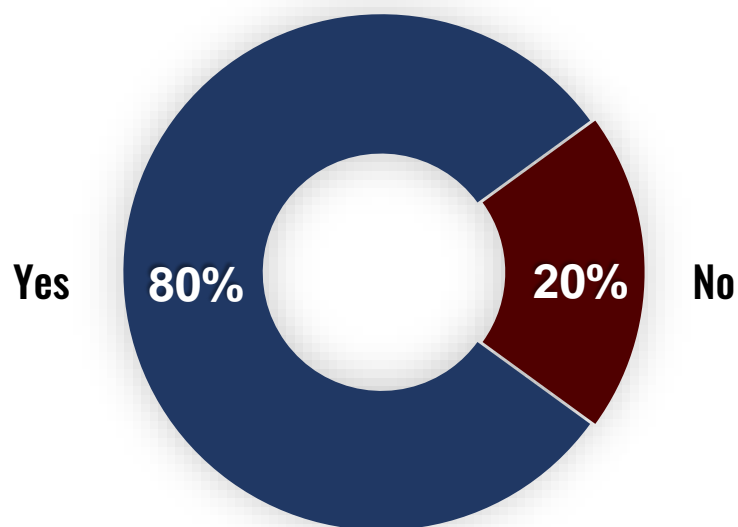
**SURVEY QUESTION:** Would you support a checkoff program to support grape and wine research and marketing efforts?



Total question responses: 70

---

**SURVEY QUESTION:** Are you a member of a regional or state grape/wine industry organization?



Total question responses: 71



# TEXAS A&M AGRILIFE EXTENSION VITICULTURE & ENOLOGY PROGRAM

Dr. Andreea Botezatu

Michael Cook

Brianna Crowley

Dr. Amit Dhingra

Danny Hillin

Jim Kamas

Jacy Lewis

Frances Pontasch

Dr. Justin Scheiner

Dr. Larry Stein

TEXAS A&M AGRILIFE EXTENSION SERVICE  
[AGRILIFEEXTENSION.TAMU.EDU](http://AGRILIFEEXTENSION.TAMU.EDU)

TEXAS A&M AGRILIFE EXTENSION PROVIDES EQUAL OPPORTUNITIES IN ITS PROGRAMS AND EMPLOYMENT TO ALL PERSONS, REGARDLESS OF RACE, COLOR, SEX, RELIGION, NATIONAL ORIGIN, DISABILITY, AGE, GENETIC INFORMATION, VETERAN STATUS, SEXUAL ORIENTATION, OR GENDER IDENTITY.

THE TEXAS A&M UNIVERSITY SYSTEM, U.S. DEPARTMENT OF AGRICULTURE, AND THE COUNTY COMMISSIONERS COURTS OF TEXAS COOPERATING.