



THE COMPOST BIN


June 2006



Speaker for June: The Wild, The Exotic, The Unusual

Yucca Do Nursery, Inc. is our June guest speaker. Yucca Do originally began collecting plants in Mexico but now has traveled to other regions of the world that have climates similar to our own. They collect and evaluate a wide range of plant material, then grow and evaluate the resulting plants for garden worthiness, climatic adaptability. They then offer the plants that seem worthy throughout their website and catalog. Digital images from their plant expeditions to Mexico, Brazil, Argentina, Thailand, Vietnam and South Africa will be presented.

Dave Tovar



Cussonia paliculata—new at Yucca Do

Message From the President...

Sometimes I wish I could write in palindromes. It's startlingly eye catching for one, and best of all it makes sense backwards. Very few things make sense when you look at them from all sides and angles, you know. Not everyone has the gift of seeing things from advantage points on the opposite shore, and most, alas, don't even try.

It doesn't come easily to me to write in palindromes, but I can recognize them quick as a blink. Rene dragon no gardener. See? It took me a few minutes to come up with that one. But it does have a gardener in it, even if it makes no sense, unless you are a French mythical beast without a green thumb.

Before you assume I have lost my mind, consider the sheer intellectual beauty of the palindrome for a minute. To make one and read one and enjoy one, you have to stop what you're doing and look at it another way. Not a bad exercise, really, especially when applied to life and all of the little things we try to do along the way. Who of us doesn't occasionally stick fiercely to an idea, convinced of our rightness, without stopping to look at it from someone else's point of view? And don't think I mean just me or someone else.

It's a push-me-pull-you, the palindrome, a beast that makes you look twice, a beast that looks twice, and sees where it has been, as well as where it is going. Wouldn't that be grand?

Susan Decker,
President

Plant Portrait: *Hesperaloe parvifolia*



Hesperaloe parvifolia

Red Yucca (*Hesperaloe parvifolia*) - Agave Family

Firstly, Red Yucca is not a real Yucca! And secondly, the flowers are not really red either. So, now that the misleading common name is fully exposed, perhaps there should be a move to more correctly call this plant the Rose-Coral Yucca Imposter.

Deceptive name aside, Red Yucca is a very useful plant in many landscapes. Thin, tough foliage gives it excellent heat, drought and cold protection for Southwest gardens. Bright tubular flowers bloom for months and are a great bee, butterfly and hummingbird attracting feature.

Red Yucca is native to Texas and can be found residing in the western portions of the Edwards Plateau as well as growing west into the Chihuahuan desert of Arizona and Northern Mexico. *(continued on next page)*

(Plant Portrait, continued.)

Although it is not a true Yucca it does act and look similar to one (without the dangerous dagger leaf tips). Rosettes of thick, sword-shaped, gray-green evergreen foliage have attractive peeling margins. The leaves turn a slight plum color during colder weather. The plant (sans blooms) is about 2-3 ft tall.

The arching flowering stalks can reach 5 ft. The buds are a very attractive bright pink-red. The tubular blooms are pink on the outside and open to display a salmon color in the center. Yellow and cream cultivars are also available. Red Yucca blooms from spring until early fall. Periodically round seedpods form.

Red Yucca is remarkably cold hardy and has been found growing high up in the Colorado mountains (hardiness zones 5-10). In Texas, full sun or partial shade sites are ideal. It blooms best in full sun. Once it is established, Red Yucca has quite low water requirements and has good drought tolerance. It will appreciate some supplemental irrigation during dry periods though. Conversely, do not overwater. This plant likes gravelly limestone soils with fast drainage. Fertilize lightly (do not apply excessive nitrogen) in the spring.

Plant Red Yucca close together since they are rather sparse and their natural openness encourages weeds around them. If a mulch is used, do not pack an organic type high around the rosette. This will hold too much moisture against the woody stem and may cause damage. Planting Red Yucca close together also gives a more dramatic show when the arching flower wands are in bloom. For maximum effect also consider planting them in front of a stone wall or with a dark green evergreen backdrop.


Propagate by dividing the rhizomes and offsets. Ripe seed can be started in the fall (but much patience is needed). One report was that after two years, seedlings were only 6 inches tall. Red Yucca is slow growing in the beginning (maybe even sulks for a year or two). Eventually, offshoots and baby plants will appear as a signal that the plant is ready to really grow. Minimal maintenance is required with just a periodic tidy up with the pruners. No serious pests (except possibly deer nibbling on the flowers and buds).



In the Garden...

John Papich, Master Gardener Class of 2005, is dedicated to spreading the word of Grow Green principles. As a northern California transplant, he is still learning the gospel of using Texas native and adapted plants himself. His suburban lot in northeast Pflugerville is fertile ground for mixing plants that survive and thrive in Texas weather extremes along with a few California favorites. Probably the most unusual aspect of John's garden is the use of continuous beds linking his neighbor's yard to his own with plants instead of fencing between the yards. There is method to his madness, however. He now has budding gardeners to teach in the form of the neighbors' children who are learning about gardening as they play in the seemingly boundless backyard.

As a youngster, John was given free reign to experiment in the garden. As he learned, he found he enjoyed sharing his green thumb gift with neighbors and friends—a Master Gardener in the making. He was able to start his Texas garden before actually moving into his home 2 years ago, so the trees and shrubs are maturing nicely. Being able to obtain plants through Master Gardening activities is one of John's favorite perks. The daylilies gleaned from the Zilker Daylily Garden now grace his backyard along with



pass-along gifts from other gardeners and finds at local nurseries. John admits turf grass here is a challenge for someone used to Kentucky Bluegrass, but his lawn demonstrates that he's learning quickly.

The back porch and patio are filled with pots which John has painted and filled with shade-loving plants, bringing the outdoors right up to and through the bank of windows which allow him to enjoy the patterns of sun and shadow as they progress across the back yard. John even admits to scavenging interesting sculptural decorations which ornament the beds. He incorporates bird baths to invite flying guests, but would be happier if the occasional rabbit visitors would find other delicacies to munch on. For someone who admits to enjoying the maintenance work of gardening, John makes a beautiful yard seem easy. Thanks to John, many more gardeners will learn how to have successful gardens, even in the extremes of Central Texas.

Elaine Dill

Coming next month: Photos of John's garden! Stay tuned!

AAGC May News Update...

The Austin Area Garden Council met Tuesday, May 9, 2006. Over the next several months, AAGC will be renegotiating their contract with the City of Austin Parks and Recreation Department. This contract comes up for renewal once every ten years. The Executive Committee of AAGC will be negotiating the contract on our behalf. More news of the contract will be available as the negotiations continue.

Travis County Master Gardeners should be very proud! We sold 402 tickets to Zilker Fest for a total of \$1,206.00. Congratulations to everyone! Thanks to everyone who bought and sold tickets and volunteered for Zilker Fest. Total income for Zilker Fest was over \$70,000 and expenses were a little less than \$15,000. It was a great success and thanks again for everyone's help.

On Tuesday, June 20th at 4pm, Zilker Botanical Garden will host a film, "The Garden in the Four Seasons". We are extremely fortunate to have this film as it is only going to be shown in seven cities in the United States, and we will be the first. Make plans to attend and experience the splendor of the gardens of the Adachi Museum of Art in Japan. See the article in this issue of the Compost Bin for more information.

AAGC will be winding down for the summer. The next meeting will be in September. Until then,

Steve Reynolds

News & Notes

DEMONSTRATION GARDEN UPDATE-Volunteer Activities

In the month of May several sturdy volunteers have helped me to spread a large load of very pretty mulch over three work days at the Earth Kind Demonstration Garden at Extension. We laid down as much newspaper as we had under the mulch in the areas that needed it most, and laid a thick layer of mulch when we ran out of newspaper. The whole garden looks much better now, and just in time, with plants bursting with new growth and flowers. We will finish the mulching in late May or early June, and then we will start to work on the cedar arbors for the climbing vines. If anyone out there is itching to nail wood together, this is the project for you. If you haven't been out in a while, now is a good time to come and join us for some good hands-on gardening. I'm always happy to talk to folks about the plants we are testing there, Wizzie is always finding some cool insect activity, like the acrobat ants harvesting honeydew last week, and Skip can answer all of your most obscure questions. See you in the garden!

Susan Decker

MASTER GARDENERS STAR & SHINE AT THE TEXAS HILL COUNTRY WINE AND FOOD FESTIVAL!

Extra! Extra! Read all about it! Master Gardeners star and shine at the Texas Hill Country Wine and Food Festival.

This year at the Texas Hill Country Wine and Food Festival the Master Gardeners participated in two of the most popular events of the festival...the From Texas Farm to Texas Table event held on Friday April 7 in the parking lot of the Hotel San Jose and Sunday Fair held at San Gabriel Park in Georgetown.

Both events were incredible! However, in the case of the From Texas Farm to Texas Table event, it was the wonderful volunteers from the TCMGA who helped make this event a standout. The feedback we are still receiving is amazing!

For those not familiar with this event, From Texas Farm to Texas Table brought together local farmers, ranchers and grazers....local, national and internationally known chefs.....and only estate wines from Texas and California. An amazing partnership with the Sustainable Food Center of Austin and their Austin Farmers'

Market, the TCMGA and the Texas Hill Country Wine and Food Festival organization created an educational event which promoted the benefits of buying locally produced produce, meats, cheeses, and foods as well as understanding the importance of creating a sustainable environment in our community.

The event was a sellout with people standing at the gate wanting to get in! Culinary and IACP cookbook of the year winner John Ash wrote to us after the event and said that of the over 100 festivals he has participated in both nationally and internationally this was the best one ever....and he particularly loved the Farm to Table event. In fact he has agreed to participate next year!

The goal of the festival staff is to make this event THE educational event of the entire festival. The focus will be to continue to bring information to the public concerning issues of sustainability and quality of our food supplies as well as environment. And on top of it we get to have fun! A twist on the old saying, "A way to someone's heart is through their stomach" really works. Our both at the Farm to Table event had a continual flow of folks asking many questions and our talented crew of Master Gardeners let the information fly!



The Sunday Fair was spectacular. The day was absolutely drop dead gorgeous and the setting just perfect. Old oaks and the parkland along the San Gabriel brought a sense of Texas and community back to the Festival. People were able to sample outstanding food and wines and sit together under the trees, listen to music and attend seminars on foods and wines.

The Master Gardener booth looked like a beehive with bees constantly buzzing around. Tireless and dedicated M.G. volunteers did not stop the entire time answering questions, disseminating great information and selling Garden Guides. If we had not run out of change the sales would have been even higher.

The number of attendees at Sunday Fair was an all-time record of 4600. And it felt as if all 4600 were coming up to our booth. The pace was hectic but invigorating. Our association was able to reach a large demographic target important to our mission of disseminating sound horticultural advice and water conservation information.

The Festival has given Suzanne Santos of the Sustainable Food Center and me a green light to develop the event for next year and just wait until you see what is in store! The response from the volunteers has been wonderful with all wanting to participate next year. In fact everyone involved, the farmers, ranchers, wineries, and chefs are all clamoring to come back. One of the main reasons stated was that the volunteers made them feel so welcome and could not help them enough. Way to go Master Gardeners!



My deepest thanks and appreciation goes out to the following Master Gardeners who really were the backbone of the success of these events especially the Farm to Table.

Thanks for all your hard work in getting an event set up and ready to go in less than 3 hours and thank you for helping to break down an event in an amazingly short and efficient manner. The one thing I will ask for next year is to have a cooler day!

A special thanks goes to Judy Lawson who once again beautifully organized our volunteer force. And my hat's off to the following members who stepped up to the plate. Dave Tovar, John Papich, Mary Kastl, Linda Drga, Melissa Chao, Paula Middleton, Anne Gault, Don Telge, David Lutz, Margarine Beaman, Mary Lou Bell, Vicki Olson, Connie Williams, Manda Rash, Jo Kautz, Holly Plotner, Becky Waak, Liz Caskey, Ila Falvey, Elaine Dill, Shirley Koeller, Nancy Wagner, Sherry Lesikar. My apologies if I missed anyone, but please know how much your help meant to making this event one of the most popular and successful events of the festival.

I hope you all enjoyed this volunteer adventure as much as I did and I can't wait to work with you all next year. Please be sure to turn in your volunteer hours for the time you did at Farm to Table and if you worked the Plant Clinic booth at Sunday Fair.

Again, many many thanks!
With warmest regards and affection,
Susan Cashin
Chair From Texas Farm to Texas Table



UPDATE & HISTORY OF THE TCMG GREENHOUSE

GREENHOUSE HISTORY

Master Gardeners who designed, created, and built the Greenhouse wanted a place Master Gardeners could call their own. It is a place to learn, to socialize, and ultimately to grow plants for the Association, Zilker Gardens, and selected projects. Members have volunteered thousands of hours to teach and to learn about growing plants, to create new methods and techniques of propagation, irrigation, and growing techniques, to experiment with new ideas, and to build and maintain equipment.

Over the years, the Greenhouse has served as the Association's best hands-on learning facility. Every workday is an opportunity to learn something new or revisit a classic method. There is no such thing as a bad idea and experiments are encouraged. Members get the opportunity to test hands-on techniques they learned in class. More experienced members teach propagation, soil preparation, container gardening, irrigation, insect and disease control, greenhouse management, and project management.

Plants grown in the Greenhouse are used for various purposes. Our agreement with AAGC in exchange for allowing the greenhouse on public property is to provide plants for growing in Zilker gardens. We grow hundreds of plants to sell at Zilkerfest, which provides our primary source of funding. Plants also are grown for plant trials, special projects, other AAGC organizations, propagation classes, AAGC organization educational classes, and Master Gardener projects. Members may purchase plants, may receive plants as door prizes, and may select plants for work done.

REPORT FOR JAN-MAY 2006

Activities:

- Participated in Zilkerfest (Report given in previous meeting)
- Conducted monthly workdays on the first Saturday following the monthly meeting. (ongoing) Holly notes activities of each workday.
- Purchased and grew spring annuals for use in Zilker Gardens.
- Hosted propagation of 6 varieties of sunflowers for test beds at Zilker for AAGC Horticultural committee.
- Propagated and grew herb plants for Herb Society's new beds at Zilker.
- Propagated and grew plants for use in Propagation Workshop held in April.
- Hosted trials for Skip, including vegetable varieties, citrus, avocados, and other class projects. (ongoing)
- Provided roses for other city parks as requested by Zilker staff.
- Provided plants for Bannockburn and South Austin Senior Center projects.

New Activities:

- Growing staghorn ferns for use in educational workshop in June.
- Planning propagation of plants to sell at the Garden Tour in Fall.
- Propagating plants that require extensive growth cycle for next year's Zilkerfest.
- Propagating plants for use as "mother" plants for use in Zilkerfest.
- Technician Training for 25 volunteers. First training May 20th.
- Request to provide plants for JMG program.

Everyone is invited to participate in the next Greenhouse Workday on Saturday, June 10 at 9:00 am. Come and enjoy breakfast snacks and coffee, and get your hands dirty propagating and working at the greenhouse. It will be great fun!

Becky Waak

Down the Garden Path


Roadtrip!
Martha's Bloomers-Navasota, Texas
A Destination Garden

Ok, well I'm thinking, should we stop...Navasota's pretty small, not sure that the nursery would be worth it? But the big sign was a tip off. The nursery complex is huge and includes many display beds, several gift shops and a tea room.



The landscaped gardens in front are gorgeous and the entrance, which leads into the largest of the gift shops, features a unique fountain. Don't miss the "Texas area," which contains all sizes of stars, candle holders, cabinet pulls and other Texas items. Other gift shops include a florist shop, a pottery barn and a kitchen with antique reproduction items.

The courtyard contained lots of bedding plants, some displayed very cleverly on antiques. One plant grouping was on an old wire candy display unit-something I've never thought of doing. Since we went in the middle of spring, the nursery was fully stocked--from herbs to annuals to perennials to hard-to-find vines. Many of the plants could also be found also in the display beds.



A tea room is at the end of the courtyard and features a charming enclosed porch, which is used as a waiting room. Inside we munched on various fresh-baked breads and drank pink lemonade while we waited to be seated. We arrived early in the day, so we didn't have to wait long. But if you're coming at a peak time, you can call within 30 minutes of your arrival and be put on a table list, so the wait won't be long. The outside gardens wrap around the glass-enclosed room, providing a cozy and scenic view. The presentation was very nice, as the restaurant has white tablecloths, fine china and a wide variety of dishes, including seasonal favorites.



After lunch, we wandered into the garden area outside the courtyard. The unique display beds are made of corrugated metal formed into curves. In addition, there is a large water feature which winds through the side gardens, displaying various plants which will work well with ponds.

Check their web site before you go for seminars and luncheon events: <http://www.marthasbloomers.com/>. They also have a newsletter, *A Garden Journal*, that is available on the web, with all types of tips and ideas for your garden. You might also want to send in your favorite recipe, which could be tested by the Café. Or submit a favorite flower or vegetable garden tip. If your entry is selected to be featured in *A Garden Journal*, you will receive a gift certificate for two for lunch.

Liz Caskey

Martha's Bloomers, 8101 Hwy. 6 Bypass Navasota, TX 77868.



MG Education Events

UPCOMING SEMINAR

Saturday, June 24, **Garden Doctors Diagnose Summer Problems**

9:30 A.M.-12:00 P.M., Zilker Botanical Garden Center, 2200 Barton Spring Rd.

Garden doctors diagnose summer plant, insect, and water problems and prescribe remedies. Come and go, 30 minute mini-seminars let you pick time and subject. Free Seminar is sponsored by Travis County Extension Service and Travis County Master Gardeners. **Park Department charges a \$3.00 parking fee.**

9:30-10:00 A.M.

Seminar: How to Harvest Rain Water for thirsty plants – Bud Kane

Seminar: Identifying and managing common summer insects – Wizzie Brown

Q & A: Lawn Problems (bring samples and/or close-up pictures photos) – Susan Decker

Q & A: I'm not clear on how this drip system stuff works – Don Telge

10:00-10:30 A. M.

Seminar: What is wrong with my lawn and what do I do?– Susan Decker

Seminar: How to construct a drip irrigation system – Don Telge

Q & A: Identification of insects (bring samples in zip lock bags) – Wizzie Brown

Q & A: Rain water harvesting. - Bud Kane

10:30-11:00 A.M.

Seminar: How to Harvest Rain Water for thirsty plants – Bud Kane

Seminar: How to construct a drip irrigation system – Don Telge

Seminar: Plants that thrive and bloom in Central Texas' summer heat - Carolyn Williams

Seminar: Identifying and managing common summer insects – Wizzie Brown

Q & A: What is the matter with this plant (bring sample and/or close up photos) – Kathryn and Wayne King

Q & A: Lawn Problems (bring samples and/or close-up pictures photos) – Susan Decker

11:00-11:30 A.M.

Seminar: Plants that thrive and bloom in Central Texas' summer heat – Carolyn Williams

Seminar: Remedies for lawn ailments-fungus, diseases, and insects – Susan Decker

Q & A: Identification of insects (bring samples in zip lock bags) – Wizzie Brown

Q & A: What is the matter with this plant (bring sample and/or close up photos) – Kathryn and Wayne King

Q & A: I'm not clear on how this drip system stuff works – Don Telge

11:30-12:00 P.M.

Seminar: Identifying and managing common summer insects – Wizzie Brown

Q & A: What is the matter with this plant (bring sample and/or pictures) – Kathryn and Wayne King

Q & A: Lawn Problems (bring samples and/or close-up pictures photos) – Susan Decker

Rosalie Russell, VP Education

MG Education Events

EARTH KIND ONLINE TRAINING

Extension would like for every Master Gardener in Texas to complete at least one online training module in the Earth Kind program on Environmental Stewardship by the end of 2006. There are different modules that offer online instructional materials that you read, and then take an online test (they don't really care what score you get); then you get a certificate to download and print out. Please give one a try, and more if you like. You can do each module as many times as you like, although once should do it. Go to earthkind.tamu.edu and click on Earth Kind On-Line Master Gardener Training Program. For those without reliable internet access, contact Machelles Dunlop at our Travis County Extension office (854-9600) and ask her to set up a time for you to use a computer there at Extension. Happy training!

Susan Decker

Around Town

STAGHORN FERN SYMPOSIUM & WORKSHOP

The first Staghorn Fern symposium and Workshop will be held in the Austin Area Garden Center Auditorium at Zilker Botanical Garden from 9a.m. to 4p.m., Saturday, June 10. **Roy Vail**, the world authority on Platycerium or staghorn ferns, will be the featured speaker. Mr. Vail is the author of [Platycerium Hobbyist's Handbook](#), the most recommended guide to growing the 18 species of staghorns in the world. Copies of his book will be available at the seminar. Mr Vail will sign copies of his book at the end of the day.

Roy Vail has traveled the world studying Platyceriums in their native habitats, and he was honored by the Peruvian government for his pioneering work in saving the American staghorn, or "Andidum", which grows naturally in the Andes Mountains. Each of the 18 species will be presented in the exhibits, slide discussions, and work sessions throughout the symposium.

Mr. Vail will be assisted by Steven Reynolds and Laura Joseph. An exhibit of the Staghorn collections of Reynolds & Joseph will also be displayed at the symposium.

Symposium participants will be treated to a homemade "staghorn symposium box lunch", refreshment breaks, a silent auction, a rare staghorn fern plant sale, and a fabulous door prize for a giant [P. bifurcatum](#), grown and donated by Chris Lowell, owner of It's About Thyme.



Registration is limited. To join this rare and very special opportunity, please complete the advance registration form and bring to the June TCMGA Meeting along with your payment and register with Steven Reynolds, or log on to [www. StaghornSymposium.org](http://www.StaghornSymposium.org) -- for more information and to pay online.

This symposium is sponsored by The Garden Club of Austin and all proceeds are earmarked for the

Zilker Botanical Garden fern beds. Participants will receive a mounted staghorn fern, lunch, and the opportunity to talk with Roy Vail, the internationally recognized platycerium expert. For more info— contact Steven Reynolds at drsteve104@aol.com or Laura Joseph at ljoseph@austin.rr.com.



STAGHORN FERN SYMPOSIUM REGISTRATION FORM

Count me in! I will attend the Staghorn Fern Symposium on June 10 from 9:00 – 3:30 in the Austin Area Garden Center auditorium. My check payable to The Garden Club of Austin is enclosed.

Name _____
Address _____ Zip _____
Email _____ Phone _____

Please check: Symposium Registration, \$35.00 per person
 The Platycerium Hobbyist's Handbook \$20.00
 I can't attend, but here's my donation to the fern bed.

You can bring your registration to the June MG Meeting or mail to—
Laura Joseph
1610 Virginia Avenue
Austin, Texas 78704
Pre-registration is required, the seminar is open to the open, please invite your friends or anyone that may be interested. It promises to be a great seminar!

More Around Town...

LOCAL TROPICAL GARDEN TOUR

Open House at Joe Montgomery's renowned Tropical Garden
Sunday, June 25, 2006
12:30-4:30 pm
2701 Pinewood Terrace, Austin, Texas 78757
Please share this invitation with friends. This is a beautiful garden full of unusual and tropical plants.
Questions, contact Mr. Montgomery at 453-3489.

More Around Town...

THE GARDEN IN FOUR SEASONS

On Tuesday, June 20th, Zilker Botanical Garden will host the premiere screening of The Gardens in the Four Seasons, a film depicting the Japanese gardens at the Adachi Museum of Art. For three years running, the gardens at Adachi have been recognized by the [Journal of Japanese Gardening](#) as one of the world's finest gardens.

Waturu Takeda, the Adachi Museum's Director of Public Relations, will discuss the history, construction, and maintenance of the gardens which are a "living work of art," immediately following the film. After its premiere in Austin, the presentation will travel to six other prestigious museums throughout the United States (including the Modern in Fort Worth, the Crow Collection in Dallas, and the Museum of Fine Arts in Houston).

The presentation begins at 4:00 pm and is open to the public.

Note: please arrive early as parking is limited.

For more information about the Adachi Museum of Art: www.adachi-museum.or.jp/

Donna Friedenreich



More Around Town...

At Wild Basin on June 3, Saturday, from 10:00 am till noon - Consider using native plants in your yard! This up-close look at the shrubs, trees and plants of Wild Basin introduces you to common names, interesting facts and landscape information. Weather permitting. Adults \$3; ages 5-12 and seniors \$1. Reservations required, 512-327-7622.

At the Natural Gardener on June 10 at 10:00 a.m Cliff Shackelford, Non-game Ornithologist at Texas Parks and Wildlife Department, will present "Common Bird Songs in Your Backyard." Learn to identify birds by their songs, and learn ways to attract them to your yard. Whether you are an avid bird enthusiast or don't know a cricket chirp from a cardinal song, Cliff presents an entertaining program. Free

Mark your calendars for July 15th & 16th -- The 2006 Greater Austin Area Tour of Ponds will feature great ponds throughout Austin and the surrounding areas.



Traveling Texas

Greenville Garden Tour

The Hunt County Master Gardeners will host a Garden Tour from 9 a.m. to 1 p.m., Saturday, June 3, in Greenville. The tour will feature unique and outstanding local area landscapes. Admission is \$5 per person. For more information, call (903) 455-9885.

SA Daylily Sale

The San Antonio Daylily Society will hold a plant sale and show from 1 p.m. to 5 p.m., June 3, at the San Antonio Garden Center, 3310 N. New Braunfels.

Arlington Organic Show

The Arlington Organic Garden Club will host its 11th Organic Garden Show from 9 a.m. to 5 p.m., Saturday, June 10, at Bob Duncan Center, 2800 S. Center St. at Vandergriff Park, Arlington. The show will feature lots of plants, organic products and information. Admission and parking are free. For more information, call (817) 483-7746.

Blanco Lavender Fest

Blanco will host its second annual Lavender Festival, June 10 and 11 in Blanco. Blanco is a small town of 1,500 nestled in the middle of the Texas Hill Country. This fun-filled weekend will include free tours of Blanco's nine lavender farms as well as a lavender market on the ground of the historic old courthouse. The festival coincides with the lavender bloom period which will continue for several weeks after the event. For more information, call (830) 833-5101 or visit www.blancolavenderfestival.com

Rockport Garden Tour

The Aransas/San Patricio Master Gardeners will sponsor a Hidden Garden Tour, from 9 a.m. to 1 p.m., September 30, at Rockport. Enjoy touring Rockport and some of the area's private gardens plus Green Acres Demonstration gardens. Bus tours will be available for \$15 per person and tickets must be purchased ahead. Self-guided tours are \$10 per person. A plant sale will occur at Green Acres on the day of the tour. The tour will begin at Green Acres Demonstration gardens, located at the Aransas County Extension Office (611 E. Mimosa - behind Monroe's Furniture on Hwy 35).

June at a Glance...

Sun	Mon	Tue	Wed	Thu	Fri	Sat
				1	2	3
4	5	6	7 TCMGA Meeting, 7pm	8	9	10 Staghorn Symposium, 9am-4pm
11	12	13	14	15	16	17
18	19	20 Garden in 4 Seasons, 4pm	21	22	23	24 Garden Dr.s Seminar, 9:30am-12pm
25 Tropical Garden Tour, 12:30-4:30pm	26	27	28	29	30	

Closing the Garden Gate...

I hope you have enjoyed this issue of the Compost Bin. This is our first revised edition. We will be making a few more changes in the format in the coming month. If anyone has any ideas or thoughts on how to make it better, please let us know.

We have a great group of volunteers who have stepped forward to help make the Compost Bin more informational and educational to all our members. We hope it will be a cohesive force to bring all of our events and activities together to make it easier for you, as a Master Gardener, to stay more involved with our organization.

Take care,

Steve Reynolds

In closing—

“Earth laughs in flowers”

Ralph Waldo Emerson

