



2015 Texas Wine Grape Varieties

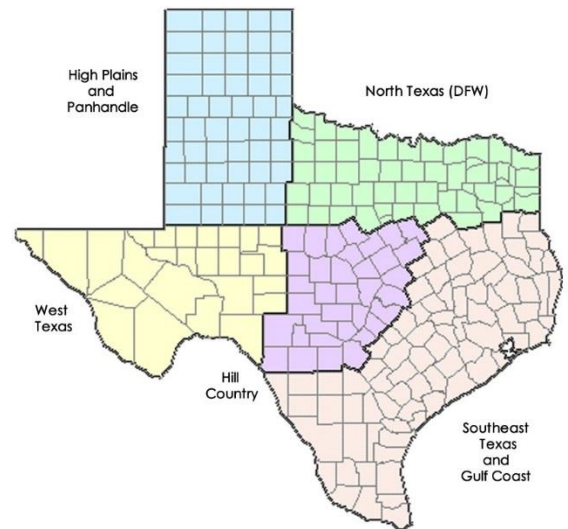
Southern Plains Regional Field Office · Post Office Box 70, Austin, Texas 78767 · 800-626-3142 · www.nass.usda.gov
Cooperating with the Oklahoma Department of Agriculture, Food and Forestry and Texas Department of Agriculture

The Southern Plains Regional Field Office of USDA-NASS, in collaboration with Texas Tech University Texas Wine Marketing and Research Institute, Texas Tech University Department of Plant and Soil Sciences, and the Texas Wine Grape Growers Association conducted the Grape Variety Inquiry in the fall of 2015. Variety data was collected in conjunction with the USDA-NASS Annual Grape Production and Disposition Survey which collected grower data on acreage, production and price, by variety. Producer-level data is the foundation of this report. The Southern Plains Regional Field Office sincerely appreciates all producer response and cooperation with the survey.

Total acreage of wine grapes is estimated at 5,000 acres. Bearing acreage of wine grape varieties is estimated at 3,800 acres with the remaining 1,200 acres representing non-bearing acres.

Texas has 5 distinct wine grape growing regions defined as follows:

Region Name	Bearing Acres
Texas High Plains and Panhandle	1,650
North Texas (DFW)	450
Southeast Texas and Gulf Coast	410
West Texas	390
Hill Country	900
Texas	3,800



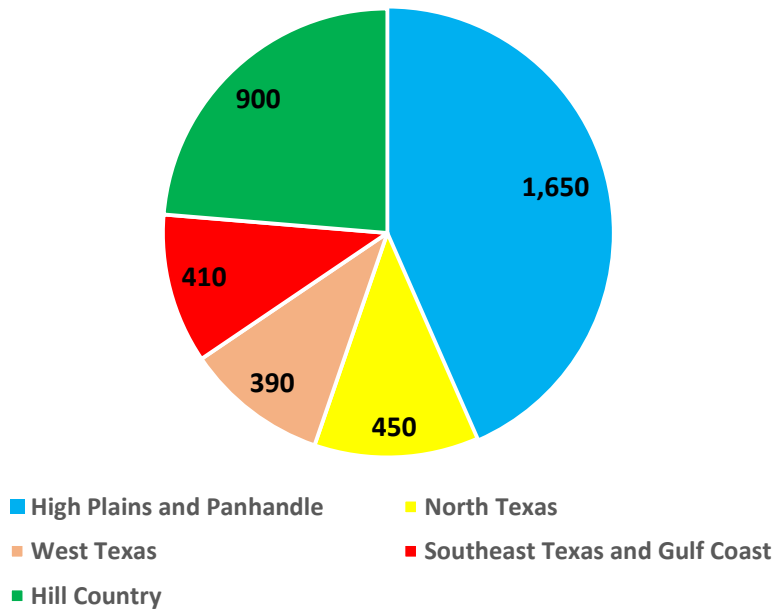
The breakdown of bearing acres is as follows: Cabernet Sauvignon held the number one position with 450 bearing acres, producing 910 tons of fruit. Tied for second with 290 bearing acres were Merlot and Tempranillo, producing 960 tons and 840 tons respectively. The number three spot was held by Black Spanish (Lenoir) with 215 bearing acres and 190 tons of fruit. Representing the white varieties were Muscat Canelli (Muscat Blanc) in fourth and Viognier in fifth with 205 and 160 bearing acres respectively. Muscat Canelli produced 1,060 tons of fruit while Viognier produced 840 tons.



Top 3 Varietals by Region, 2015

Region	Bearing acres
Texas High Plains and Panhandle	1,650
Cabernet Sauvignon	200
Muscat Canelli (Muscat Blanc)	170
Tempranillo	140
North Texas (DFW)	450
Cabernet Sauvignon	65
Blanc du Bois	58
Tempranillo	43
Southeast Texas and Gulf Coast	410
Black Spanish (Lenoir)	110
Blanc du Bois	85
Muscadine	25
West Texas	390
Cabernet Sauvignon	75
Merlot	50
Tempranillo	25
Hill Country	900
Cabernet Sauvignon	95
Merlot	90
Tempranillo	78
State Total	3,800

Bearing Acres by Region 2015

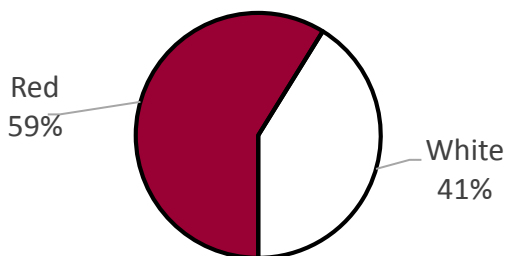


Texas High Plains and Panhandle - 2015 ^{1 2}

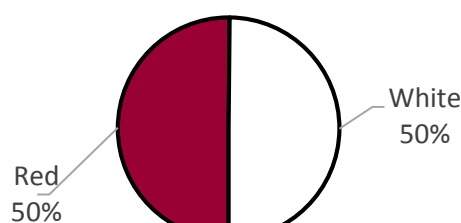
Variety	Bearing Acres	Non-Bearing Acres	Production Tons	Yield Tons/Acre	Value of Production	Price per Ton
Aglianico	9.0	*	*	*	*	*
Cabernet Franc	24.0	24.0	81.0	3.40	*	*
Cabernet Sauvignon	200.0	76.0	450.0	2.30	820,000	1,820
Carignan	12.0	*	45.0	3.80	65,000	1,440
Chardonnay	55.0	*	*	*	*	*
Chenin Blanc	38.0		203.0	5.30	250,000	1,230
Cinsaut/Cinsault	12.0	20.0	83.0	6.90	115,000	1,390
Gewurtztraminer	13.0		62.0	4.80	93,000	1,500
Grenache	7.0	12.0	40.0	5.70	60,000	1,500
Malbec	80.0	8.0	170.0	2.10	303,000	1,780
Merlot	120.0	15.0	500.0	4.20	890,000	1,780
Montepulciano	29.0	*	190.0	6.60	314,000	1,650
Mourvedre	45.0	39.0	110.0	2.40	192,000	1,750
Muscat Canelli (Muscat Blanc)	170.0	*	920.0	5.40	1,400,000	1,520
Orange Muscat	35.0	*	250.0	7.10	390,000	1,560
Petit Verdot	30.0	12.0	*	*	*	*
Pinot Grigio (Pinot Gris)	39.0		109.0	2.80	185,000	1,700
Pinot Noir	41.0	8.0	150.0	3.70	*	*
Primitivo (Zinfandel)	26.0	26.0	100.0	3.80	170,000	1,700
Riesling	50.0	*	230.0	4.60	340,000	1,480
Roussanne	37.0	18.0	250.0	6.80	400,000	1,600
Ruby Cabernet	30.0	*	140.0	4.70	188,000	1,340
Sangiovese	65.0	38.0	210.0	3.20	346,000	1,650
Sauvignon Blanc	43.0	4.0	63.0	1.50	110,000	1,750
Tempranillo	140.0	45.0	570.0	4.10	935,000	1,640
Viognier	100.0	*	620.0	6.20	1,135,000	1,830
Other/Unknown	200.0	206.0	1,254.0	4.30	2,369,000	1,600
Total	1,650.0	560.0	6,800.0	4.10	11,070,000	1,630

Please see footnote at the end of the tables.

Texas High Plains and Panhandle
Bearing Acres



Texas High Plains and Panhandle
Value of Production

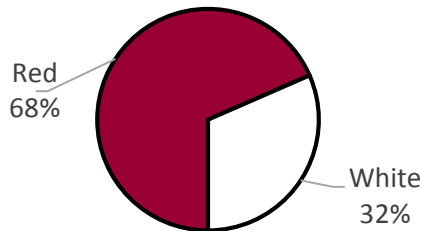


North Texas (DFW) - 2015 ^{1 2}

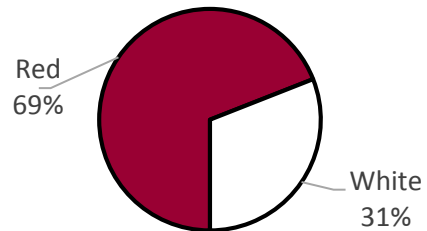
Variety	Bearing Acres	Non-Bearing Acres	Production Tons	Yield Tons/Acre	Value of Production	Price per Ton
Black Spanish (Lenoir)	40.0	8.0	38.0	1.00	50,000	1,320
Blanc du Bois	58.0	6.0	67.0	1.20	77,000	1,150
Cabernet Franc	10.0		*	*	*	*
Cabernet Sauvignon	65.0	30.0	97.0	1.50	163,000	1,680
Chardonnay	7.0	*	10.0	1.40	*	*
Malbec	3.0	*	*	*	*	*
Merlot	17.0	*	33.0	1.90	*	*
Muscadine	32.0	6.0	23.0	0.70	60,000	2,610
Muscat Canelli (Muscat Blanc)	5.0	*	*	*	*	*
Norton	7.0	*	*	*	*	*
Primitivo (Zinfandel)	7.0	*	*	*	*	*
Ruby Cabernet	4.0	*	2.0	0.50	*	*
Sangiovese	10.0	*	14.0	1.40	23,000	1,640
Syrah/Shiraz	30.0	11.0	35.0	1.20	70,000	2,000
Tempranillo	43.0	12.0	34.0	0.80	*	*
Viognier	10.0		27.0	2.70	51,000	1,890
Other/Unknown	102.0	97.0	103.0	1.00	336,000	1,690
Total	450.0	200.0	500.0	1.10	830,000	1,660

Please see footnote at the end of the tables.

North Texas (DFW)
Bearing Acres



North Texas (DFW)
Value of Production

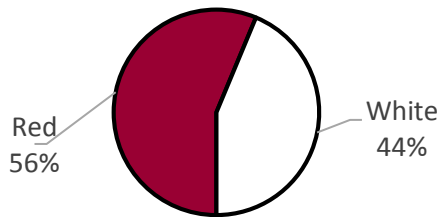


Southeast Texas and Gulf Coast - 2015 ^{1 2}

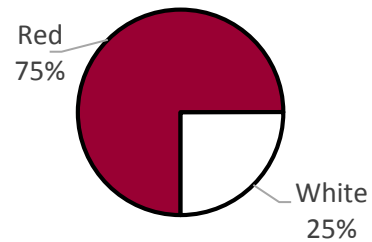
Variety	Bearing Acres	Non-Bearing Acres	Production Tons	Yield Tons/Acre	Value of Production	Price per Ton
Black Spanish (Lenoir)	110.0	15.0	115.0	1.00	147,000	1,280
Blanc du Bois	85.0	26.0	80.0	0.90	107,000	1,340
Champanel	4.0	*	1.0	0.30	*	*
Favorite	5.0	*	*	*	*	*
Malbec	3.0	*	6.0	2.00	*	*
Muscadine	25.0	*	2.0	0.10	3,000	1,400
Norton	3.0		*	*	*	*
Syrah/Shiraz	6.0	*	6.0	1.00	*	*
Other/Unknown	169.0	129.0	290.0	1.70	493,000	1,630
Total	410.0	170.0	500.0	1.20	750,000	1,500

Please see footnote at the end of the tables.

Southeast Texas and Gulf Coast
Bearing Acres



Southeast Texas and Gulf Coast
Value of Production




West Texas - 2015 ^{1 2}

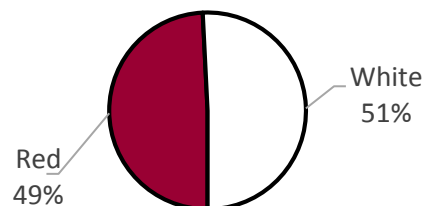
Variety	Bearing Acres	Non-Bearing Acres	Production Tons	Yield Tons/Acre	Value of Production	Price per Ton
Cabernet Sauvignon	75.0	*	*	*	*	*
Merlot	50.0	10.0	*	*	*	*
Syrah/Shiraz	9.0		37.0	4.10	*	*
Tempranillo	25.0	11.0	89.0	3.60	112,000	1,260
Other/Unknown	231.0	49.0	1,374.0	3.90	1,818,000	1,290
Total	390.0	70.0	1,500.0	3.80	1,930,000	1,290

Please see footnote at the end of the tables.

West Texas
Bearing Acres



West Texas
Value of Production

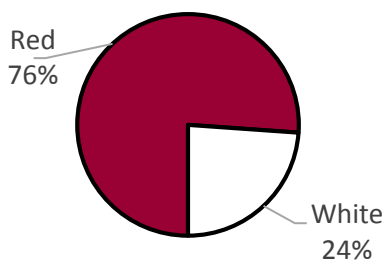


Hill Country – 2015 ^{1 2}

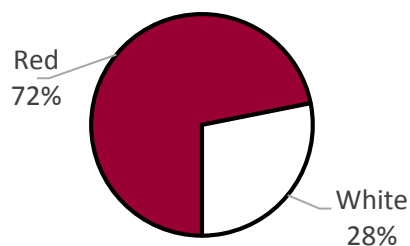
Variety	Bearing Acres	Non-Bearing Acres	Production Tons	Yield Tons/Acre	Value of Production	Price per Ton
Aglianico	8.0	*	*	*	*	*
Black Spanish (Lenoir)	62.0	6.0	38.0	0.60	*	*
Blanc du Bois	13.0	6.0	17.0	1.30	*	*
Cabernet Sauvignon	95.0	22.0	190.0	2.00	345,000	1,820
Chardonnay	30.0	7.0	90.0	3.00	165,000	1,830
Chenin Blanc	10.0		*	*	*	*
Grenache	8.0	4.0	18.0	2.30	36,000	2,000
Malbec	35.0	11.0	105.0	3.00	*	*
Merlot	90.0	*	220.0	2.40	392,000	1,780
Montepulciano	7.0	*	13.0	1.90	*	*
Mourvedre	17.0	8.0	53.0	3.10	88,000	1,660
Muscat Canelli (Muscat Blanc)	11.0	*	17.0	1.50	*	*
Petit Verdot	19.0	4.0	66.0	3.50	119,000	1,800
Petite Sirah	19.0	8.0	64.0	3.40	*	*
Pinot Grigio (Pinot Gris)	20.0	4.0	36.0	1.80	*	*
Ruby Cabernet	12.0		31.0	2.60	*	*
Sangiovese	41.0	7.0	115.0	2.80	236,000	2,050
Sauvignon Blanc	27.0	*	*	*	*	*
Semillon	6.0	*	12.0	2.00	*	*
Syrah/Shiraz	74.0	3.0	170.0	2.30	306,000	1,800
Tannat	7.0	11.0	15.0	2.10	*	*
Tempranillo	78.0	36.0	150.0	1.90	276,000	1,840
Touriga Nacional	7.0	7.0	15.0	2.10	*	*
Vermentino	3.0	*	12.0	4.00	*	*
Viognier	39.0	8.0	140.0	3.60	234,000	1,670
Other/Unknown	162.0	48.0	513.0	2.50	1,483,000	1,670
Total	900.0	200.0	2,100.0	2.30	3,680,000	1,750

Please see footnote at the end of the tables.

Hill Country
Bearing Acres



Hill Country
Value of Production



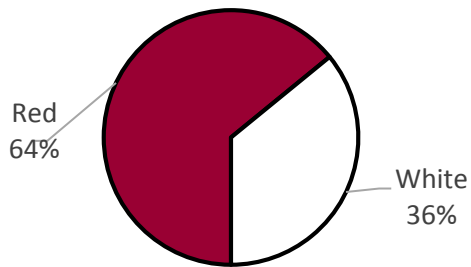
Texas State Totals – 2015 ^{1 2}

Variety	Bearing Acres	Non-Bearing Acres	Production Tons	Yield Tons/Acre	Value of Production	Price per Ton
Aglianico	22.0	12.0	31.0	1.40	53,000	1,710
Alicante Bouschet	9.0	*	*	*	*	*
Barbera	9.0	6.0	18.0	2.00	31,000	1,720
Black Spanish (Lenoir)	215.0	34.0	190.0	0.90	243,000	1,280
Blanc du Bois	155.0	68.0	160.0	1.00	204,000	1,280
Cabernet Franc	71.0	27.0	210.0	3.00	348,000	1,660
Cabernet Sauvignon	450.0	152.0	910.0	2.00	1,511,000	1,660
Carignan	17.0	*	81.0	4.80	128,000	1,580
Champanel	8.0	6.0	2.0	0.30	*	*
Chardonnay	110.0	66.0	340.0	3.10	642,000	1,890
Chenin Blanc	105.0		630.0	6.00	767,000	1,220
Cinsaut/Cinsault	14.0	29.0	88.0	6.30	123,000	1,400
Dolcetto	26.0	*	190.0	7.30	320,000	1,680
Favorite	7.0	*	3.0	0.40	*	*
Gewurtztraminer	24.0		120.0	5.00	178,000	1,480
Grenache	30.0	17.0	110.0	3.70	141,000	1,280
Lake Emerald	3.0					
Lomanto	16.0	3.0	17.0	1.10	*	*
Malbec	125.0	24.0	300.0	2.40	527,000	1,760
Malvasia Bianca	15.0	*	48.0	3.20	71,000	1,480
Merlot	290.0	35.0	960.0	3.30	1,605,000	1,670
Montepulciano	39.0	17.0	210.0	5.40	340,000	1,620
Mourvedre	77.0	65.0	210.0	2.70	366,000	1,740
Muscadine	58.0	11.0	25.0	0.40	63,000	2,520
Muscat Canelli (Muscat Banc)	205.0	20.0	1060.0	5.20	1,579,000	1,490
Mustang Grape	6.0	*	2.0	0.30	2,000	1,000
Norton	20.0	*	9.0	0.50	18,000	2,000
Orange Muscat	41.0	*	270.0	6.60	417,000	1,540
Petit Verdot	53.0	16.0	180.0	3.40	339,000	1,880
Petite Sirah	27.0	29.0	84.0	3.10	*	*
Pinot Grigio (Pinot Gris)	62.0	4.0	150.0	2.40	246,000	1,640
Pinot Noir	63.0	9.0	190.0	3.00	192,000	1,010
Primitivo (Zinfandel)	68.0	27.0	280.0	4.10	450,000	1,610
Riesling	74.0	9.0	320.0	4.30	468,000	1,460
Roussanne	49.0	29.0	280.0	5.70	472,000	1,690
Ruby Cabernet	46.0	7.0	170.0	3.70	240,000	1,410
Sangiovese	121.0	65.0	360.0	3.00	629,000	1,750
Sauvignon Blanc	125.0	8.0	210.0	1.70	312,000	1,490
Semillon	11.0	*	25.0	2.30	38,000	1,520
Syrah/Shiraz	140.0	28.0	290.0	2.10	538,000	1,860
Tannat	28.0	50.0	41.0	1.50	79,000	1,930
Tempranillo	290.0	106.0	840.0	2.90	1,386,000	1,650
Touriga Nacional	12.0	13.0	21.0	1.80	40,000	1,900
Trebbiano	21.0	*	170.0	8.10	*	*
Viognier	160.0	20.0	840.0	5.30	1,507,000	1,790
Other/Unknown	283.0	187.0	755.0	2.6	1,647,000	1,600
Total	3,800.0	1,200.0	11,400.0	3.00	18,260,000	1,600

¹ * Indicates varieties that could not be published to prevent disclosure of individual information, as well as varieties that were not identified in the survey and are included in the "Other/Unknown" category.

² Value of Production for each variety is calculated by applying the average price for sales reported on the survey to the total production for that variety. If a variety had too few reports of sales to establish an average price for that variety, then the price and value of production for that variety has been included in the average price and total value for the "Other / Unknown" category.

Texas
State Total
Bearing Acres



Texas
State Total
Value of Production

